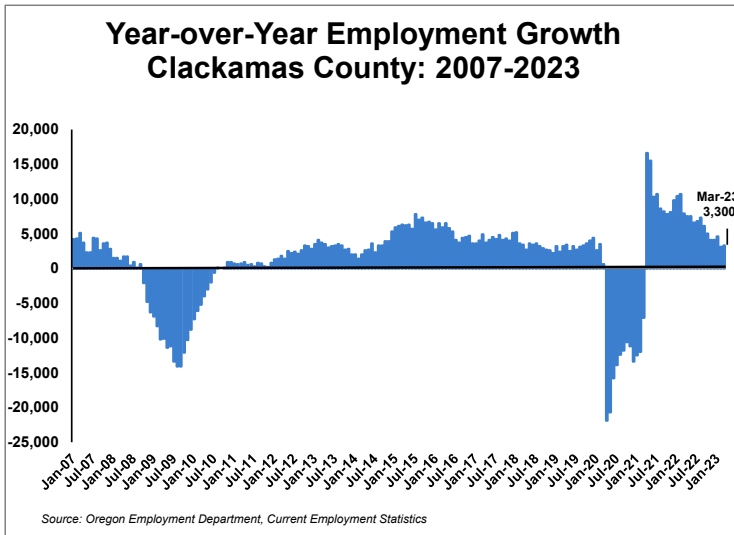


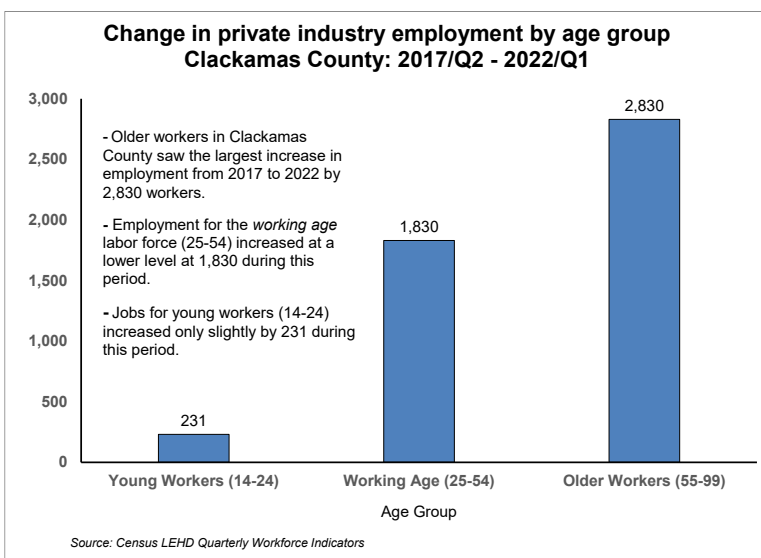
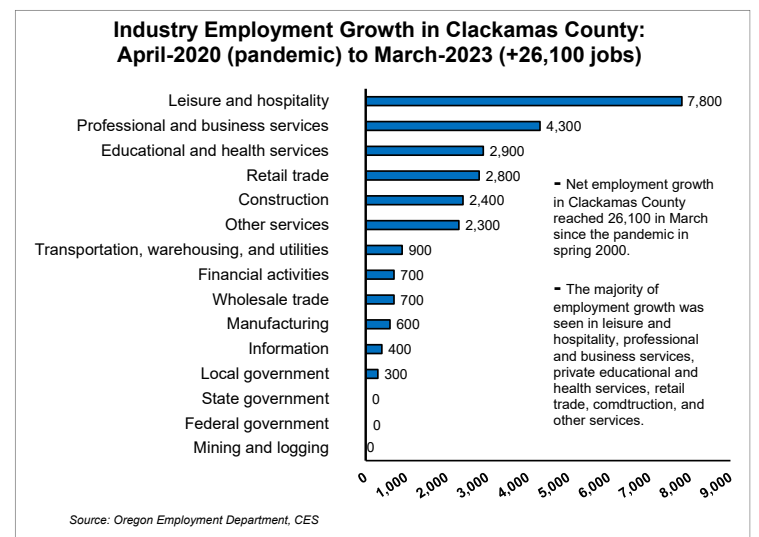
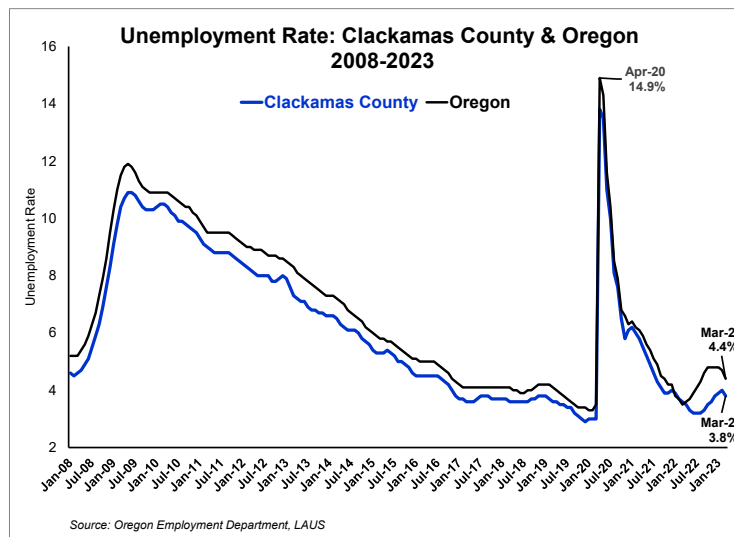
# Clackamas County

## ECONOMIC INDICATORS

April 2023 (March data)



- Total nonfarm employment reached 170,100 in March which was 1,000 more jobs than the previous month and 3,300 more than a year ago. Year-over-year employment growth was 3,300 in March 2023 which was significantly lower than a year ago.
- The *seasonally adjusted* unemployment rate reached 3.8% in March in Clackamas County which was 0.6 percentage point lower than in Oregon.
- Since the recession, the county has added back 26,100 jobs with the majority of growth in leisure and hospitality, and professional and business services.



### The number of older workers employed in Clackamas County increased significantly more than other age groups from 2017-2022.

- Private industry employment for the older workforce (55+) reached 37,125 in first quarter 2022 adding 2,830 jobs from 2017-2022.
- The number of employed working-age (25-54) workforce increased less than the older workers during 2017-2022 at 1,830 jobs and totaled 95,425 workers in 2022.
- Employment for young workers (14-24) reached 19,294 in 2022 and increased by 231 jobs from 2017-2022.