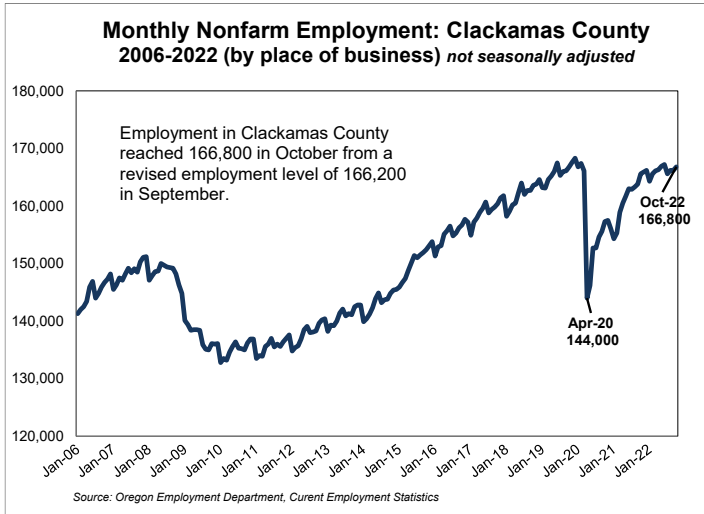


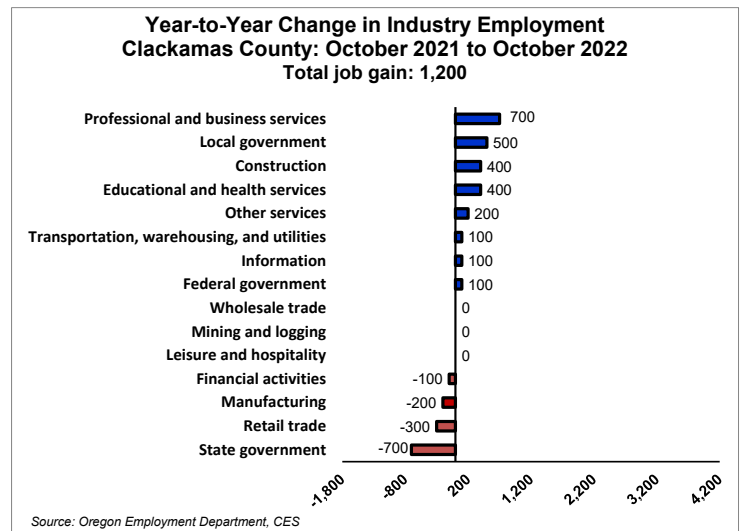
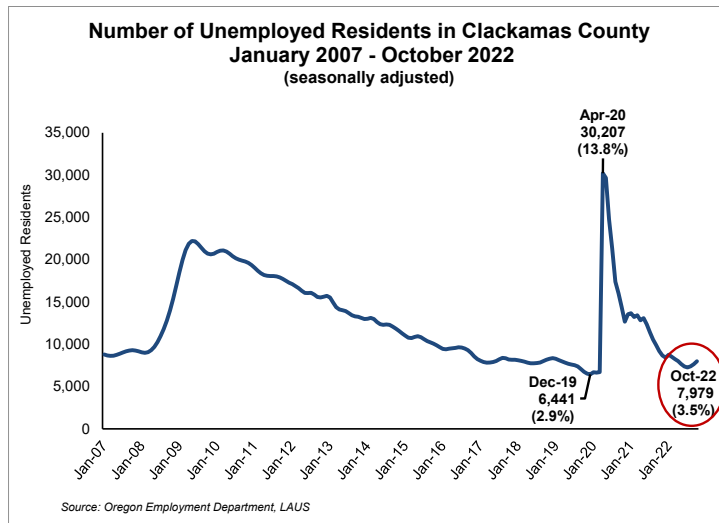
Clackamas County

ECONOMIC INDICATORS

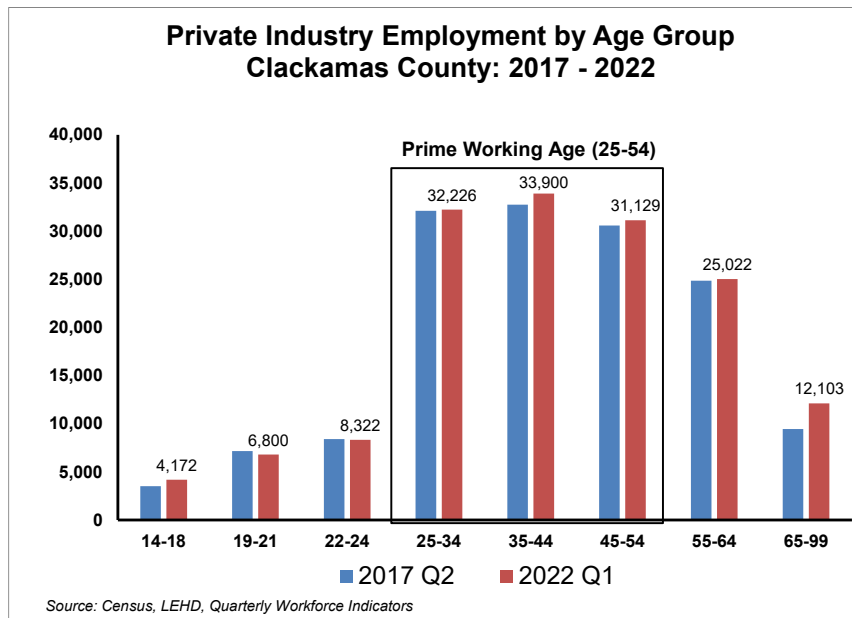
November 2022 (October data)



- Total nonfarm employment reached 166,800 in October which was 600 more jobs than the previous month and 1,200 more than a year ago.
- There were 7,979 unemployed residents (*seasonally adjusted*) in Clackamas County in October which was 1,217 less than a year ago. The unemployment rate reached 3.5% in October from 4.1% a year ago.
- The industries with the most year-to-year jobs gains included professional and business services and local government.



During the last five years, the number of older workers (55+) has grown more than the number of prime working-age workers (25-54) in Clackamas County.



- From 2017-2022, the number of prime working-age workers (25-54) increased by 1,830 while the number of older workers (55+) increased more by 2,830.
- The portion of prime working-age workers fell from 64.1% in 2017 to 63.3% in 2022 while the portion of older workers increased from 23.1% to 24.2%.
- The number of younger workers (14-24) increased by 231 workers in the last five years and has consistently made up about 13% of private industry employment from 2017-2022.