

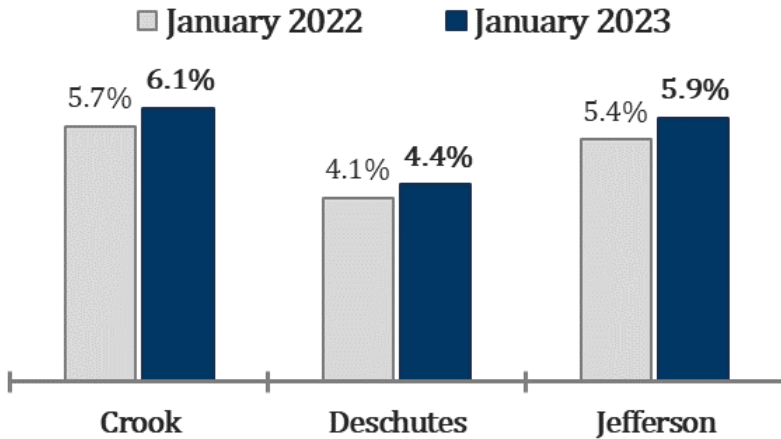


Central Oregon Economic Indicators

(January 2023 data)

February 2023 Edition

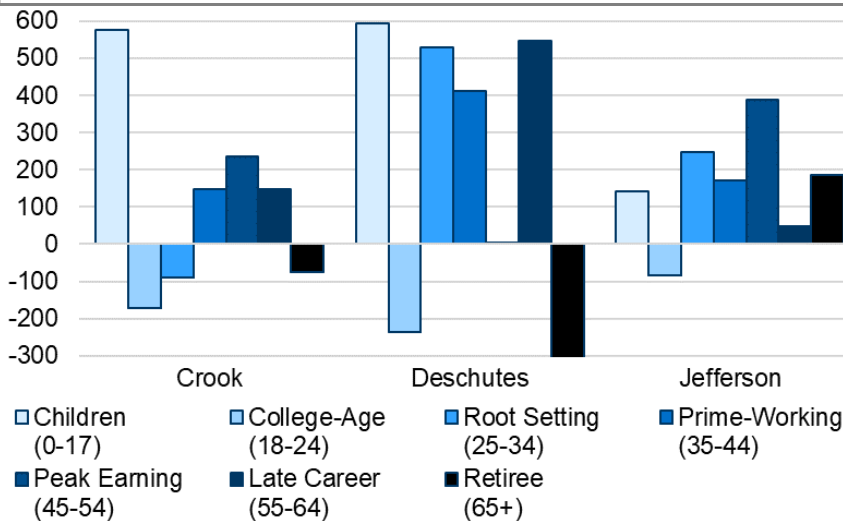
Local Area Unemployment Rates (Seasonally adjusted)



Graph of the Month

Net Domestic Migration to Central Oregon by Age

Source: Census, 2021 5-Year American Community Survey

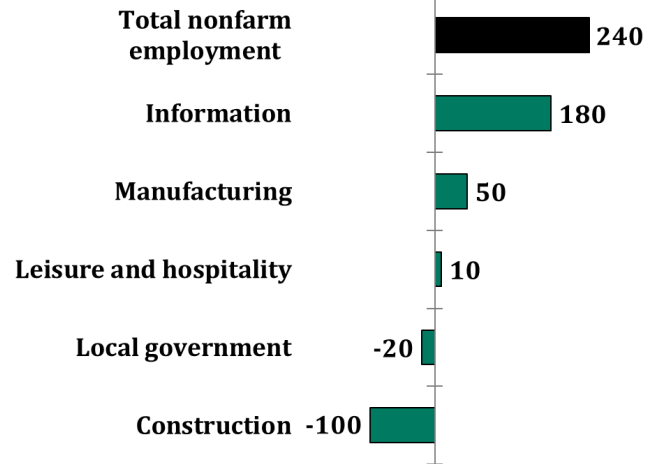


Net domestic migration data from the 2021 5-Year American Community Survey (ACS) show strong in-migration to the Central Oregon tri-county area.

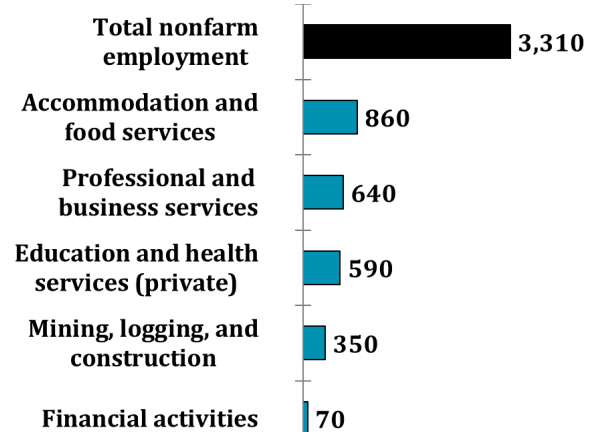
Broadly speaking, Central Oregon counties gained population across all age groups, except the “college-age” population. While a big chunk of migration to Deschutes is from Portland and Eugene, most is from out of state, especially the Seattle and Los Angeles metro areas, according to IRS tax return data. For Crook and Jefferson, most in-migration tends to be from in state, especially Deschutes County. For all three counties, most out-migration tends to go to one of the other central Oregon counties or the Portland or Eugene metro areas.

Select Industry Gains and Losses (Over-the-year net employment change)

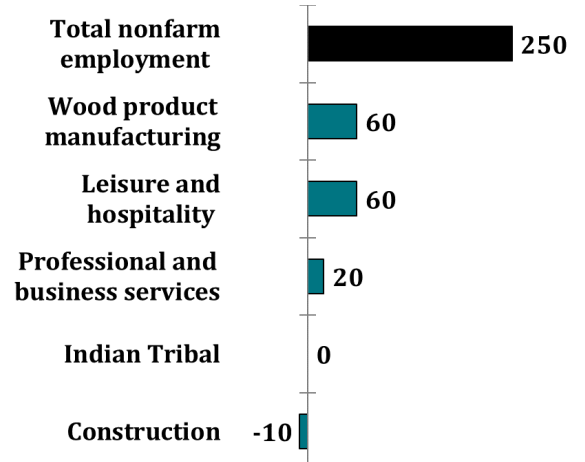
Crook County



Deschutes County



Jefferson County



Want to join the distribution list?

Nicole Ramos Nicole.S.Ramos@employ.oregon.gov