

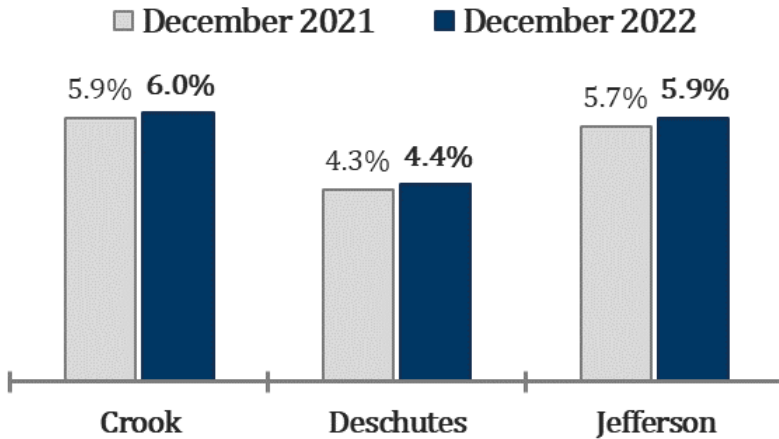


# Central Oregon Economic Indicators

(December 2022 data)

## January 2023 Edition

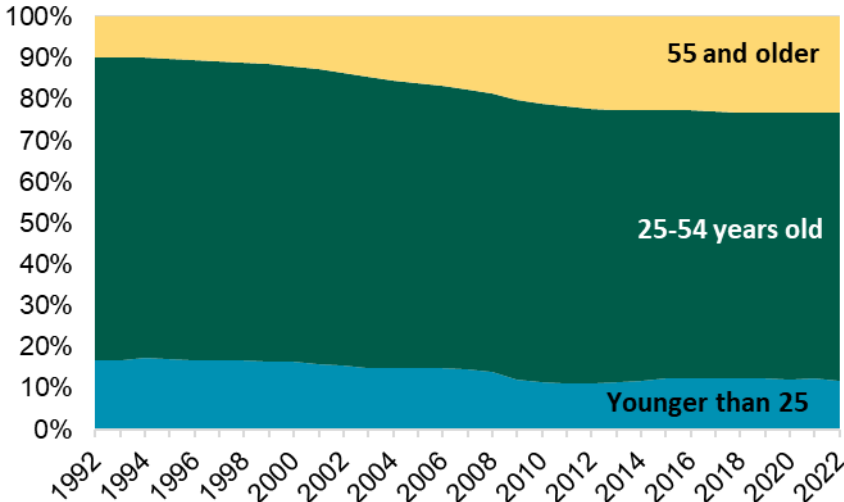
### Local Area Unemployment Rates (Seasonally adjusted)



### Graph of the Month

#### Age of Employees Over Time in Central Oregon

Source: Census, Quarterly Workforce Indicators

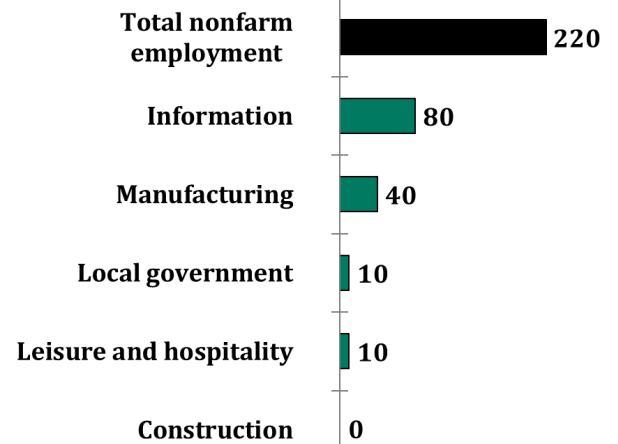


Roughly 23% of employees in Central Oregon were 55 years or older in 2022, according to the Census' Quarterly Workforce Indicators (QWI). This is 9 percentage points higher than in 2002 when only 14% of employees were 55 years or older. Employment share for people ages 54 or younger have decreased significantly during the same time period. Employment share for people 25-54 years old declined from 71% to 65%; the share declined from 15% to 12% for those younger than 25.

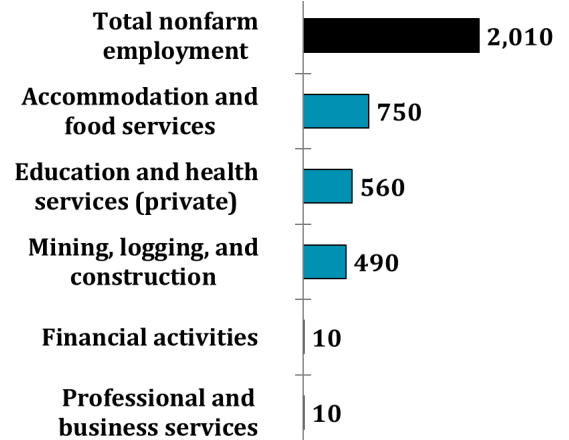
This demographic shift in the workforce has been fueled by a few main reasons. The Great Recession (2007) decreased employment of people younger than 25 more than other age groups; boomers, the second largest generation, are aging; and the Oregon birthrate has slowed considerably since the late 1990s.

### Select Industry Gains and Losses (Over-the-year net employment change)

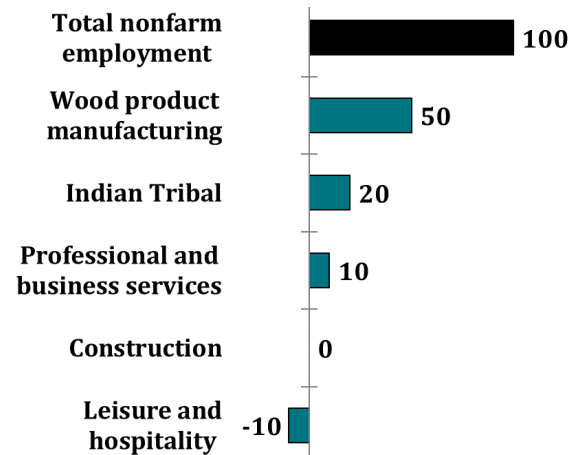
#### Crook County



#### Deschutes County



#### Jefferson County



Want to join the distribution list?

Jake Procino Jake.D.Procino@employ.oregon.gov