

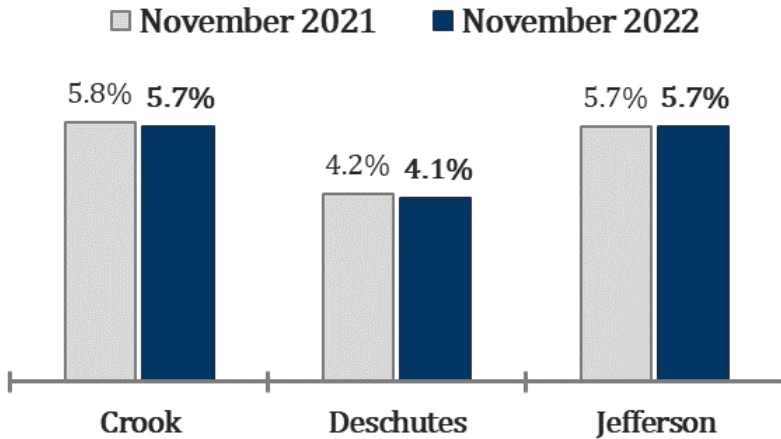


Central Oregon Economic Indicators

(November 2022 data)

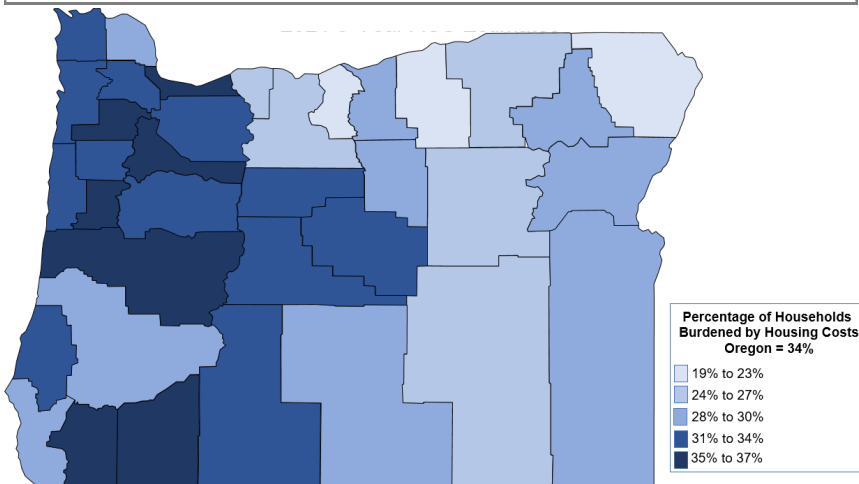
December 2022 Edition

Local Area Unemployment Rates (Seasonally adjusted)



Graph of the Month Homeowners and Renters Burdened by Housing Costs

Source: Census, 2021 5-Year American Community Survey Estimates

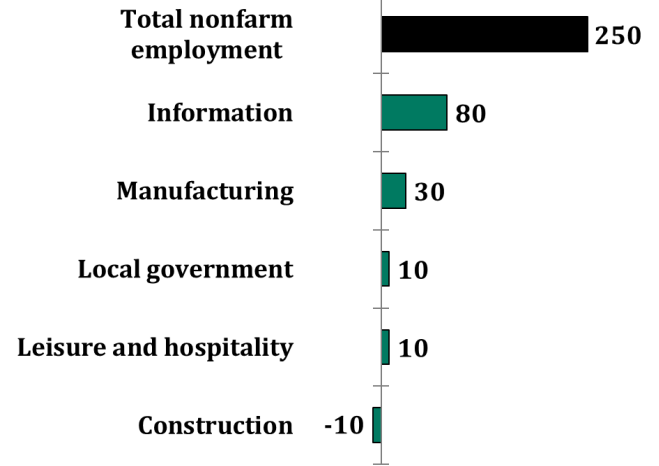


More than one out of every three (550,000) Oregon homeowners and renters were burdened by housing costs in 2017-2021. Households that spent more than 30% of their income on housing costs (rent, mortgage, utilities, etc.) are considered housing cost burdened by the Department of Housing and Urban Development. Homeowners with a mortgage were twice as likely to be cost burdened (30%) as those without a mortgage (15%). The percentage is considerably higher for renters, 51% of them are housing cost burdened.

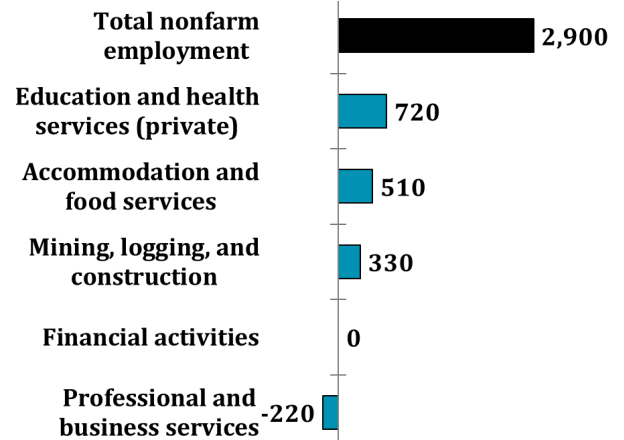
The story is not much different in Central Oregon. About one in three households in Crook, Deschutes and Jefferson counties are housing cost burdened.

Select Industry Gains and Losses (Over-the-year net employment change)

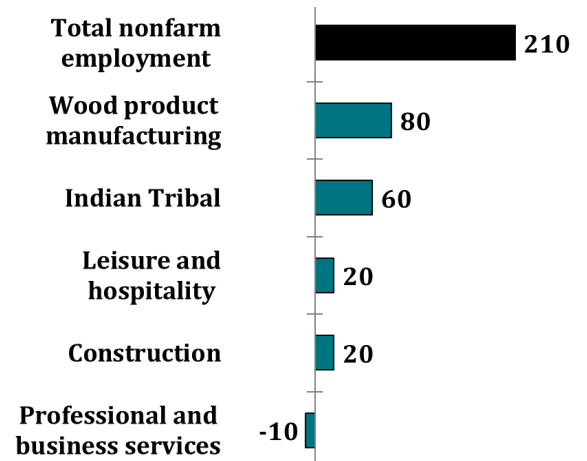
Crook County



Deschutes County



Jefferson County



Want to join the distribution list?

Jake Procino Jake.D.Procino@employ.oregon.gov