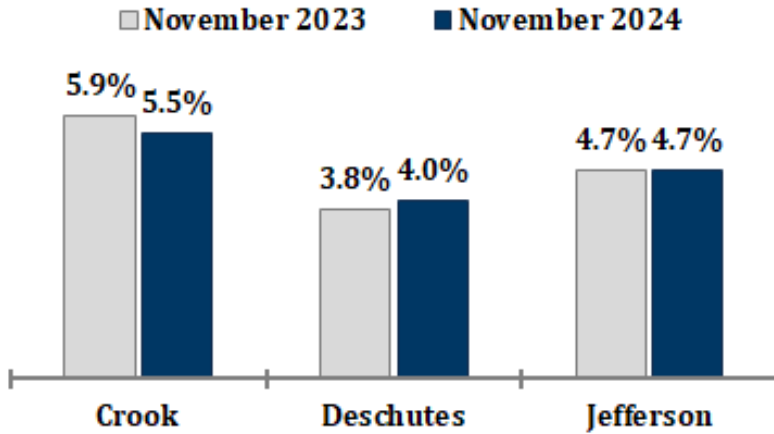




Central Oregon Economic Indicators

November 2024 Data

Local Area Unemployment Rates (Seasonally adjusted)



Topic of the Month (Central Oregon) Fastest Growing Occupations, 2023-2033

Source: Oregon Employment Department

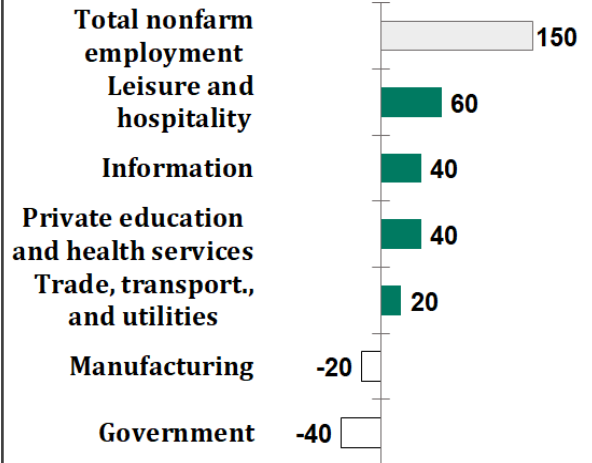
| Fastest Growing Occupations by Projected Percent Change (2023-2033) | |
|--|----------------|
| Occupation Title | Percent Change |
| Nurse Practitioners | 55.5% |
| Physical Therapist Assistants | 43.2% |
| Information Security Analysts | 40.5% |
| Physician Assistants | 35.6% |
| Medical and Health Services Managers | 34.6% |
| Software Developers | 30.6% |
| Web and Digital Interface Designers | 28.2% |
| Veterinarians | 28.1% |
| Industrial Machinery Mechanics | 28.0% |
| Floor Layers, Except Carpet, Wood, and Hard Tiles | 26.7% |

The Oregon Employment Department (OED) recently released the industry and occupational employment projections for 2023-2033. The data includes occupational titles, 2023 employment, 2033 projected employment, the percent change, the total change, replacement openings, and total openings. It also includes both the typical entry-level education and what education one would need to be considered competitive.

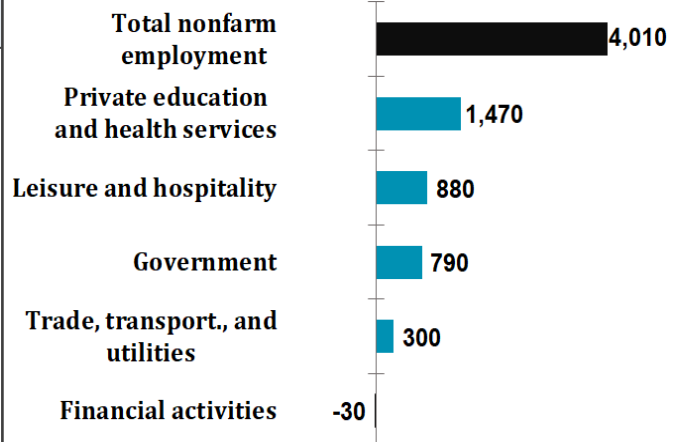
Over the next 10 years, OED expects nurse practitioner employment in Central Oregon (Crook, Jefferson, and Deschutes counties) to grow by 55.5%. This is the fastest-growing occupation, by over 12%, ahead of physical therapist assistants. Nurse practitioners are expected to add 81 jobs over the next 10 years and have 80 replacement openings. However, nurse practitioner employment is not the greatest employment change; fast food and counter workers are expected to gain 400 jobs, and it is expected to have 9,714 replacement openings.

Select Industry Gains and Losses (Over-the-year net employment change)

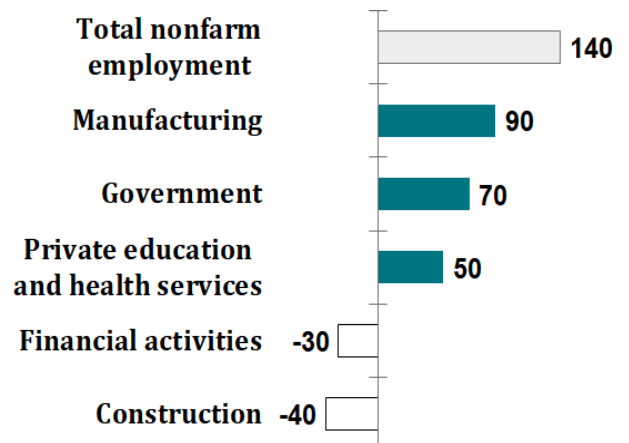
Crook County



Deschutes County



Jefferson County



Want to join the distribution list? Contact: Andrew Grimoldby,
Andrew.J.Grimoldby@employ.oregon.gov