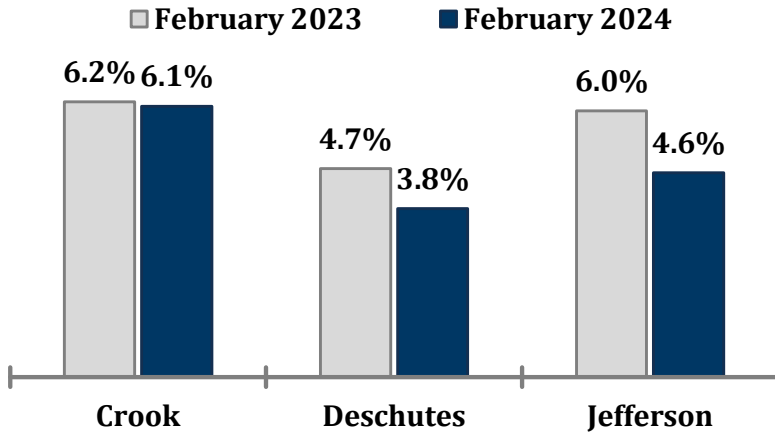




Central Oregon Economic Indicators

February 2024 Data

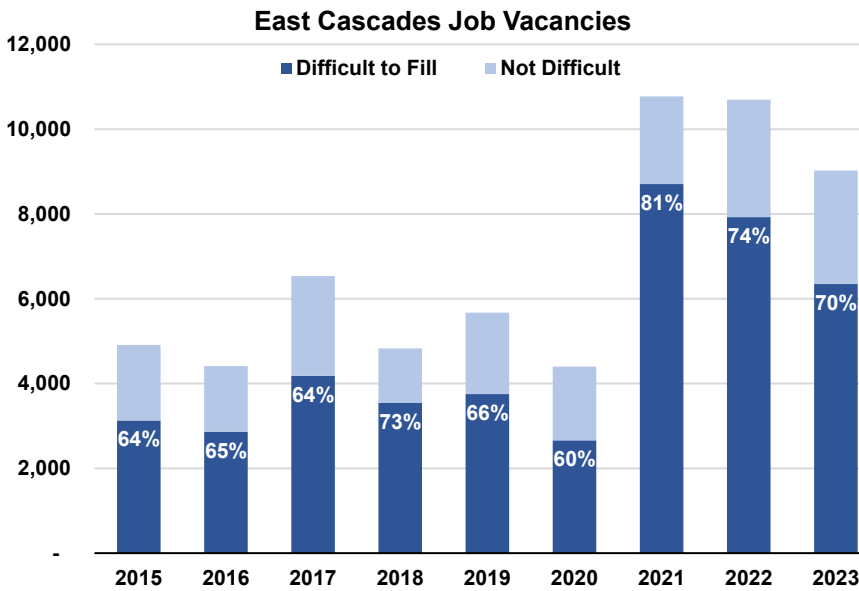
Local Area Unemployment Rates (Seasonally adjusted)



Graph of the Month (Regional)

East Cascades Job Vacancies by Difficulty to Fill

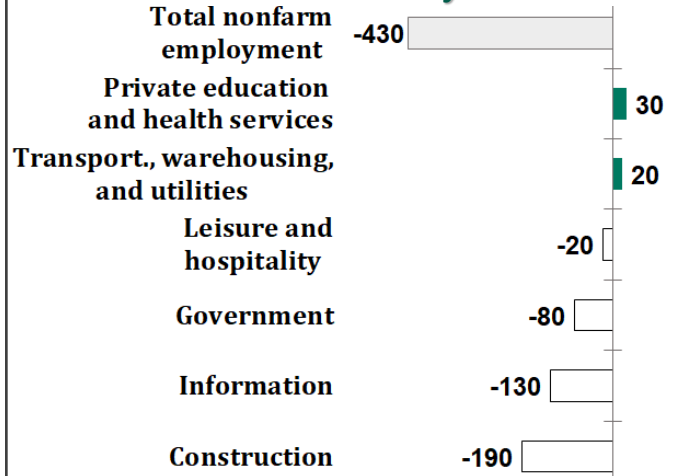
Source: Oregon Employment Department, 2023 Job Vacancy Survey



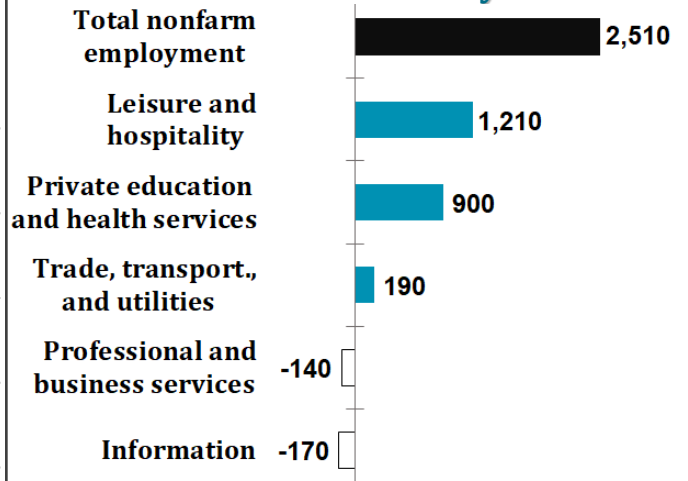
Last year marked the third consecutive year of declining job vacancies in the region, but vacancies remained notably high (9,024) still well above pre-pandemic levels (5,673). Additionally, the percentage of job vacancies considered difficult to fill decreased for a third year in a row. In 2021, employers reported 81% of all job vacancies as difficult to fill with the highest recorded number of vacancies (10,771) since 2015. Last year, 70% of all job vacancies were considered difficult to fill by employers—an 11% drop in vacancies classified as difficult to fill since 2021, and a 4% decrease from the year prior. Although the number of vacancies remains high the declining difficulty in filling them suggests a labor market that is still somewhat tight but gradually loosening.

Select Industry Gains and Losses (Over-the-year net employment change)

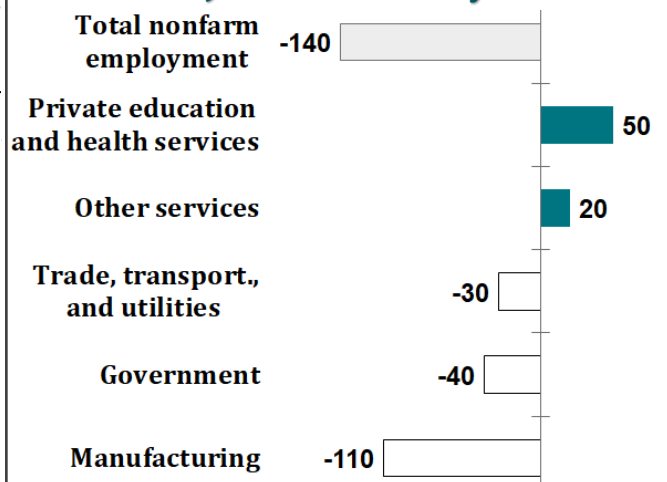
Crook County



Deschutes County



Jefferson County



Want to join the distribution list? Contact:
Nicole Ramos at Nicole.S.Ramos@employ.oregon.gov