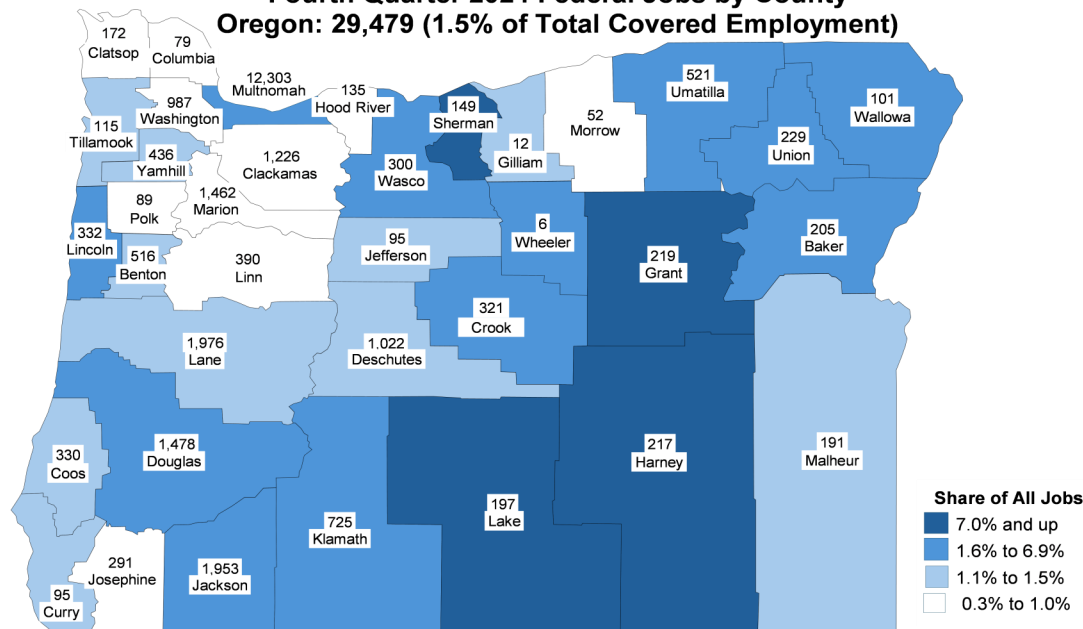


Federal Government Shutdown Pauses Employment Reports for Oregon's Counties

The U.S. Bureau of Labor Statistics suspended production of monthly employment and unemployment reports for the nation, states, and metropolitan areas as of Oct. 1, 2025. Washington County's monthly jobs data and unemployment rate for September are unavailable at this time. In the meantime, Economists at the Oregon Employment Department will highlight data and analysis that we continue to produce.

Fourth Quarter 2024 Federal Jobs by County
Oregon: 29,479 (1.5% of Total Covered Employment)



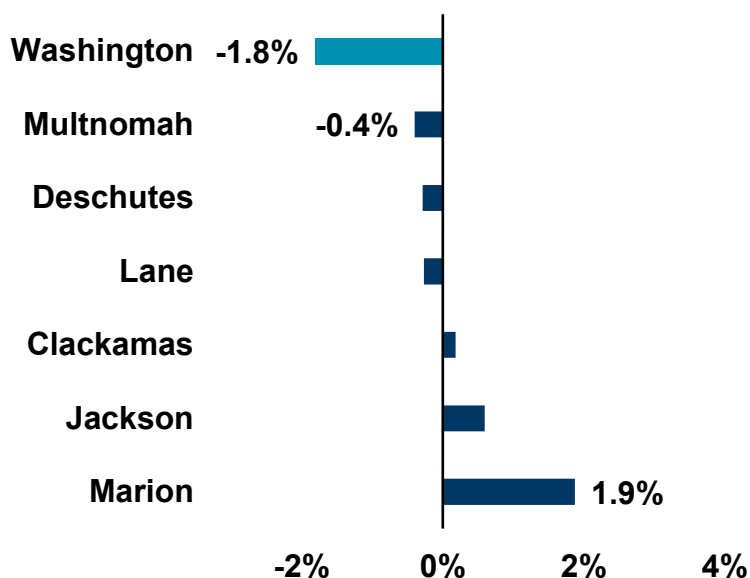
Graph of the Month: Federal Government Jobs.

As of the second quarter of 2025, federal government employment in Washington County was nine jobs lower than it was a year prior. Federal government employment totaled **981** which was about 0.3% of all jobs in the county.

In 2024, federal government jobs in Washington County paid **\$91,477** annually on average, which was 1.3% higher than the average across all industries at \$90,293. [Click here to read more about the over 19,000 federal government jobs in the Portland area.](#)

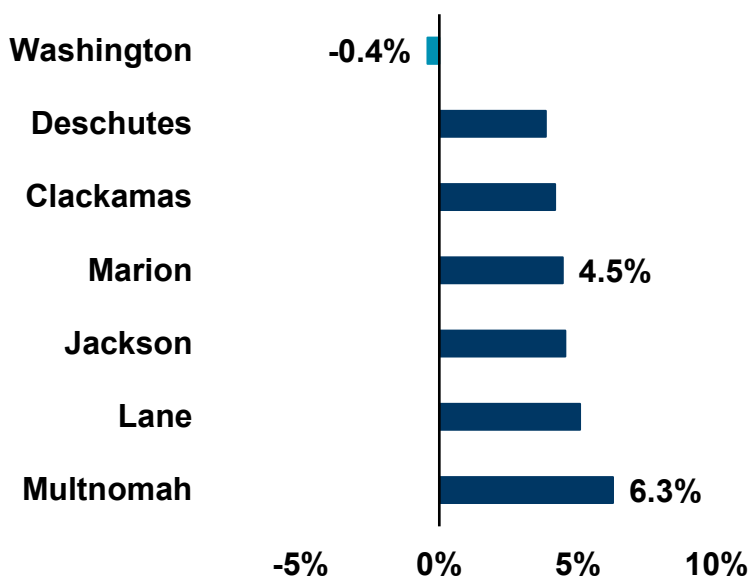
Source: Oregon Employment Department, Quarterly Census of Employment and Wages

Employment Declining in Washington County 2024Q2 - 2025Q2



Source: Oregon Employment Department, QCEW

Over-The-Year Change in Average Quarterly Wages 2024Q2 - 2025Q2



Source: Oregon Employment Department, QCEW