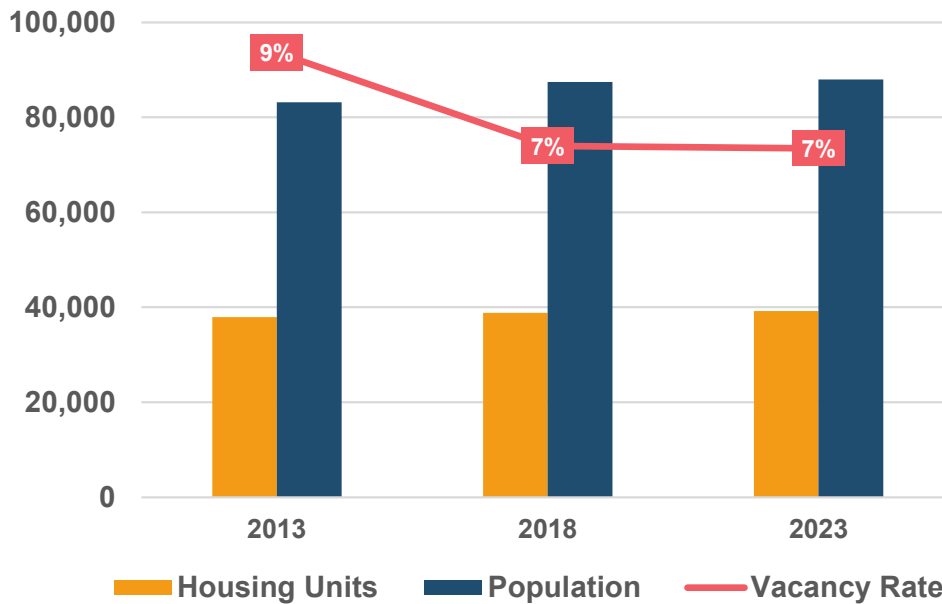


**Special Topic: Workforce Housing & Vacancy Rate**



**Revised News Release Dates**

The population of Josephine County increased by 4,826 (6%) from 2013 to 2023, experiencing a recent peak in 2021 with 88,599 residents. Housing units during this same time period increased by 1,273 (3%) to 39,217. The combination of these two factors drove down the vacancy rate from 9% to 7%.

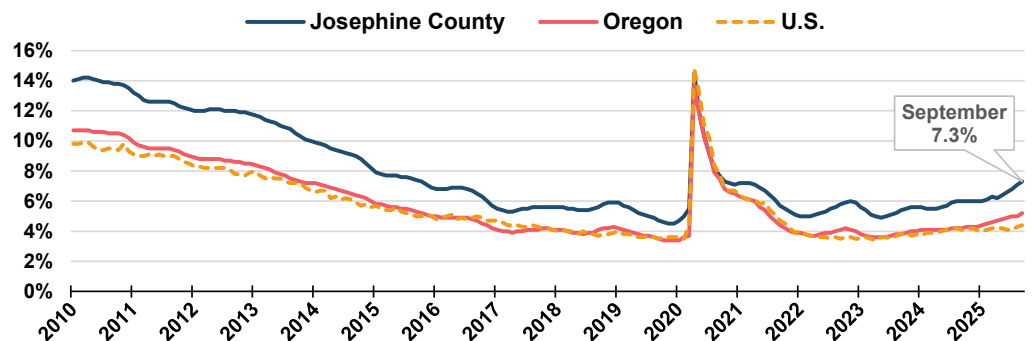
Housing demand outran new supply with occupied units growing faster than new housing units. This indicates absorption of existing housing stock and a tightening housing market post-2013.

Source: FRED St Louis and U.S. Census Bureau Tables B25001, B25002

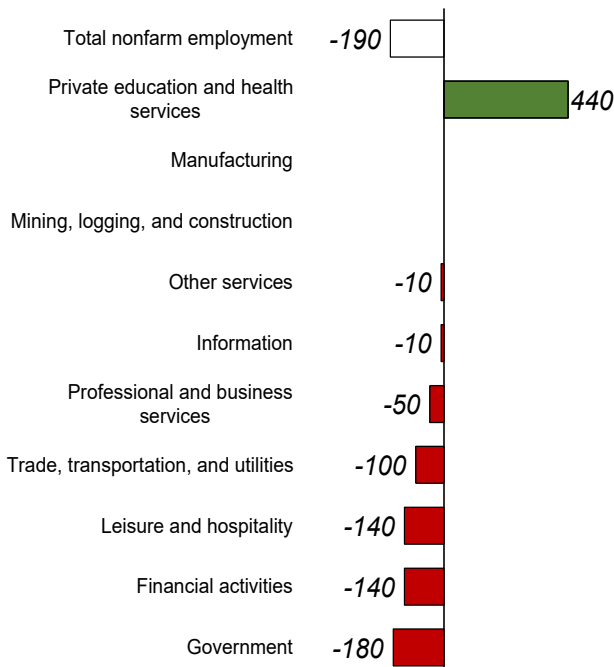
**Unemployment Rate at 7.3%**

- The unemployment rate in September 2024 was 6.0%
- The unemployment rate has ranged from 6.0% to 7.3% over the year

[More info on unemployment](#)



Source: Oregon Employment Department, LAUS



Source: Oregon Employment Department, CES

**Industry Employment Change: September 2024 to 2025**

Josephine County employment lost 190 over the year

- Payroll employment down **0.7%** over the year
- [Detailed September Employment Press Release](#)

**Jeff McAllister — Workforce Analyst for Southern Oregon**

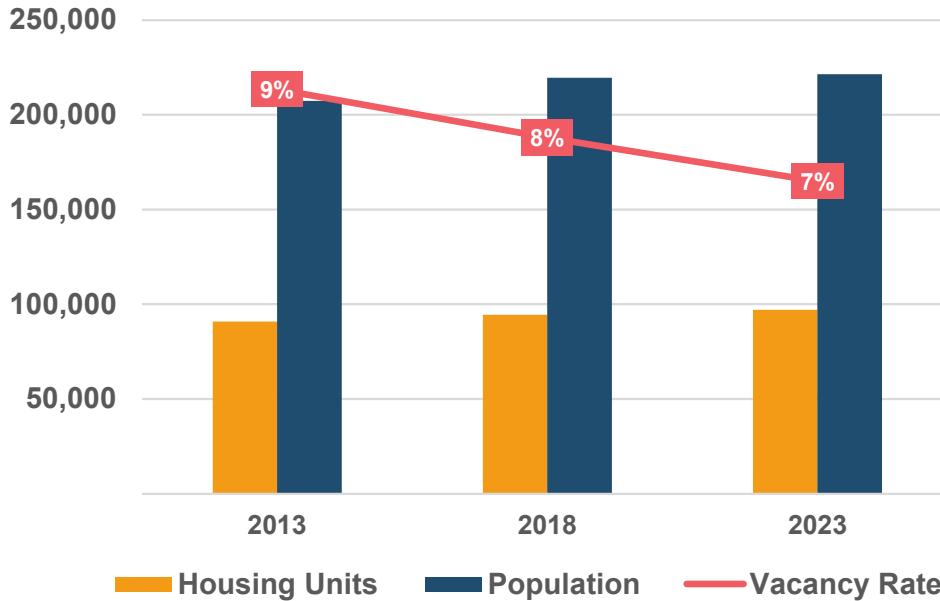
[Jeff.S.McAllister@employ.oregon.gov](mailto:Jeff.S.McAllister@employ.oregon.gov)

(541) 414 - 5325

[QualityInfo.org](#): Your source for the latest economic data, highlights, and analysis.

Discover local new business openings, closures, and hiring events: [Business Highlights](#)

**Special Topic: Workforce Housing & Vacancy Rate**



**Revised News Release Dates**

The population of Jackson County increased by 14,025 (7%) from 2013 to 2023, experiencing a recent peak in 2021 with 224,649 residents. Housing units during this same time period increased by 6,181 (7%) to 97,083. The combination of these two factors drove down the vacancy rate from 9% to 7%.

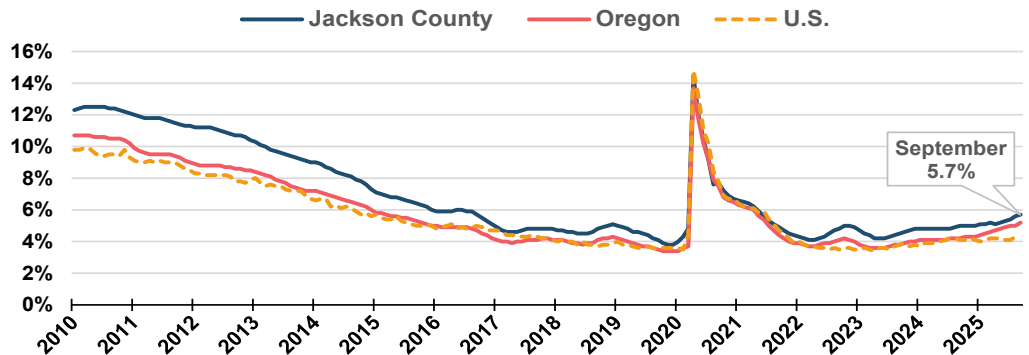
Housing demand outran new supply with occupied units growing faster than new housing units. This indicates absorption of existing housing stock and a tightening housing market post-2013.

Source: FRED St Louis and U.S. Census Bureau Tables B25001, B25002

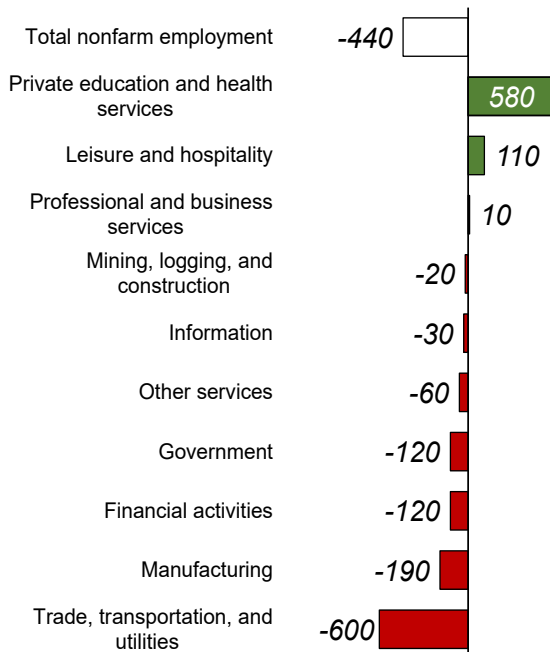
**Unemployment Rate at 5.7%**

- The unemployment rate in September 2024 was 5.0%
- The unemployment rate has ranged from 5.0% to 5.7% over the year

[More info on unemployment](#)



Source: Oregon Employment Department, LAUS



Source: Oregon Employment Department, CES

**Industry Employment Change: September 2024 to 2025**

Jackson County employment lost **440 jobs** over the year

- Payroll employment down **0.5%** over the year
- [Detailed September Employment Press Release](#)

**Jeff McAllister — Workforce Analyst for Southern Oregon**

[Jeff.S.McAllister@employ.oregon.gov](mailto:Jeff.S.McAllister@employ.oregon.gov)

(541) 414 - 5325

[QualityInfo.org](#): Your source for the latest economic data, highlights, and analysis.

Discover local new business openings, closures, and hiring events: [Business Highlights](#)