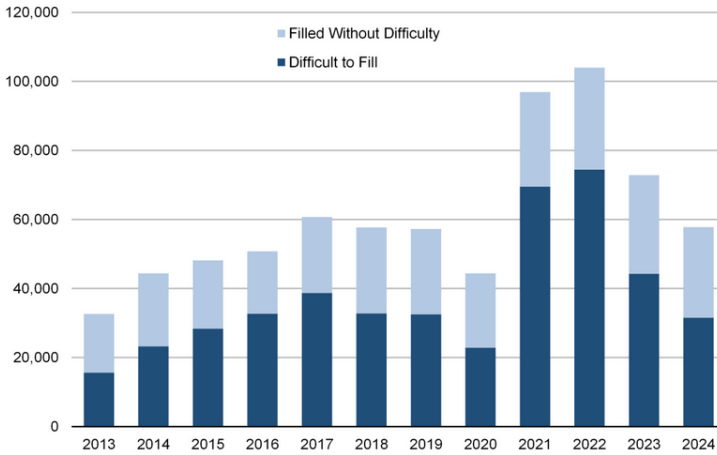


Northwest Oregon Economic Indicators

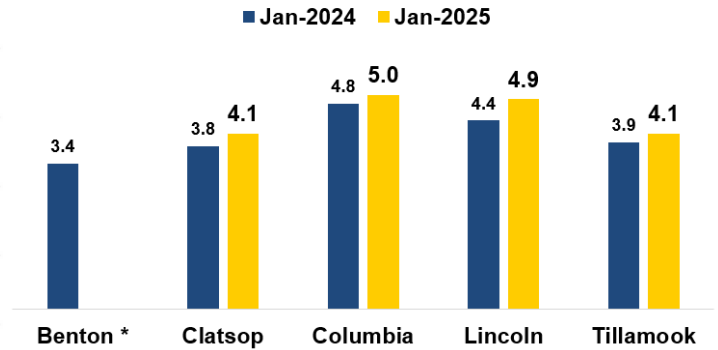
For Benton, Clatsop, Columbia, Lincoln & Tillamook Counties February 2025 (January 2025 Data)

Oregon Job Vacancies Continued to Decline in 2024



Source: Oregon Employment Department, Oregon Job Vacancy Survey

Local Area Unemployment Rates (Preliminary Estimates, Seasonally Adjusted)



*Note: Seasonally adjusted labor force statistics for MSA's, including Benton County, are produced by the BLS and will be unavailable until June 2025

Source: Oregon Employment Department Local Area Unemployment Statistics

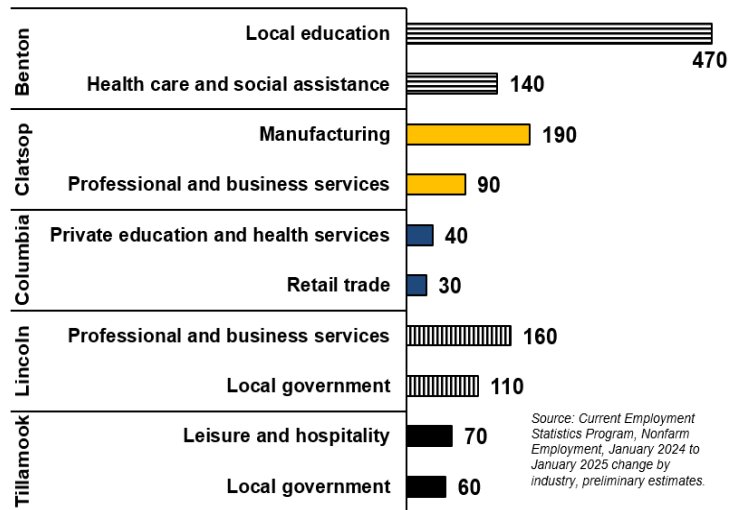
Graph of the Month

This month we are taking a look at the results of our job vacancy survey in 2024. There was a 21% reduction in vacant positions in 2024 from the previous year. The volumes seen in 2024 are very similar to job vacancy volumes seen pre-pandemic. A typical job vacancy in Oregon tended to be for a permanent, full-time position. [To learn more, check out this article on QualityInfo.org.](#)

Key Takeaways

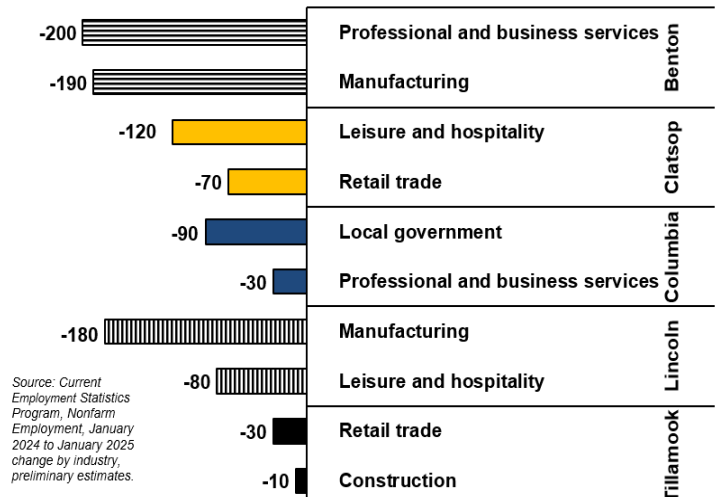
Seasonally adjusted unemployment rates increased slightly in most of the counties of Northwest Oregon and remain above levels seen one year ago. Benton County's seasonally adjusted unemployment rate will be unavailable until June 2025, but the not seasonally adjusted unemployment rate is above the level seen last year (4.3% vs. 3.8%, respectively). Not seasonally adjusted unemployment rates tend to be more volatile than seasonally adjusted rates. While health care continues to add jobs in most counties, changes in manufacturing, professional and business services, and leisure and hospitality have risen to the top of list across much of the region. Manufacturing employment has decreased notably in Benton and Lincoln counties while adding jobs in Clatsop.

Industries Adding the Most Jobs in Past Year by County



Source: Current Employment Statistics Program, Nonfarm Employment, January 2024 to January 2025 change by industry, preliminary estimates.

Industries Losing the Most Jobs in Past Year by County



Source: Current Employment Statistics Program, Nonfarm Employment, January 2024 to January 2025 change by industry, preliminary estimates.

For more economic or labor market data or to be added to this monthly email list, contact:

Shaun Barrick, Workforce Economist
Cell: 503.396.7355
E-mail: Shaun.barrick@employ.oregon.gov

Want to keep up on the latest Oregon economic data? Visit our web site at www.QualityInfo.org
How are we doing? [Tell Us What You Think!](#)