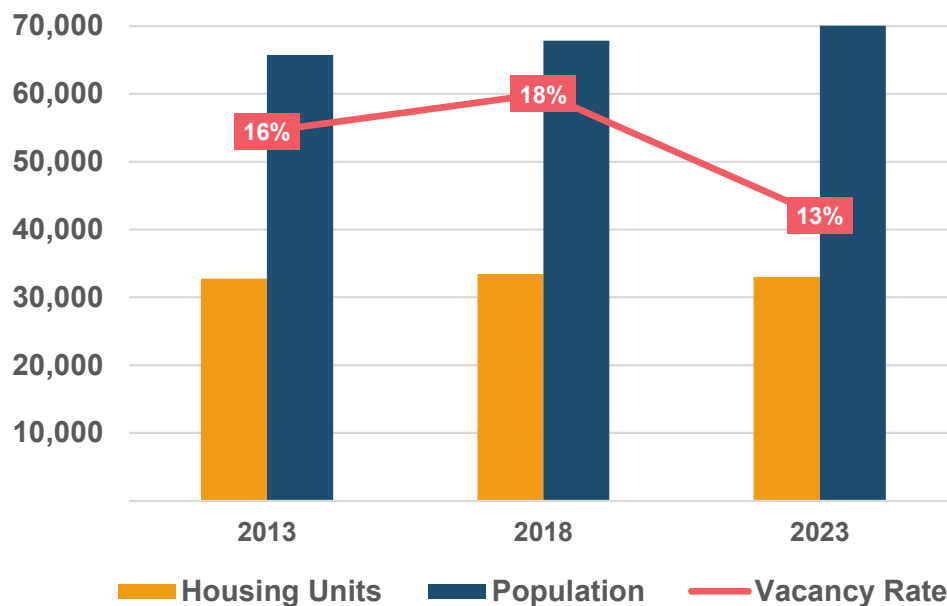


Special Topic: Workforce Housing & Vacancy Rate



Revised News Release Dates

The population of Klamath County increased by 4,628 (7%) from 2013 to 2023, experiencing a recent peak in 2021 with 70,415 residents. Housing units during this same time period increased by 277 (1%) to 33,004. The combination of these two factors drove down the vacancy rate from 16% to 13%.

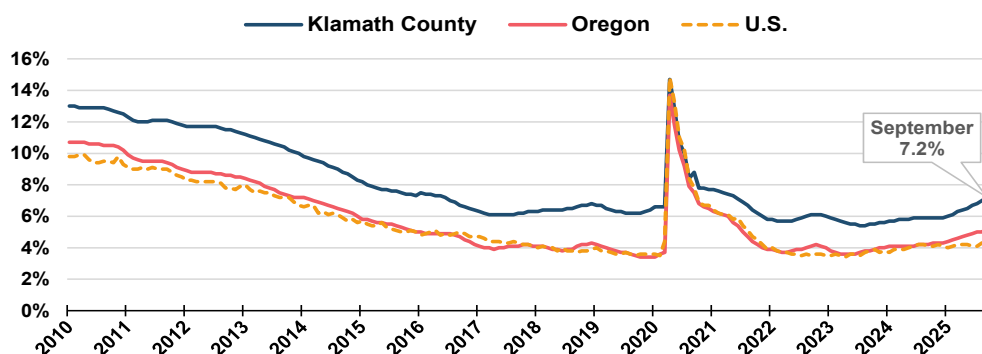
Housing demand outran new supply with occupied units growing faster than new housing units. This indicates absorption of existing housing stock and a tightening housing market post-2018.

Source: FRED St Louis and U.S. Census Bureau Tables B25001, B25002

Unemployment Rate at 7.2%

- The seasonally adjusted unemployment rate in September 2024 was 5.9%
- The seasonally adjusted unemployment rate has ranged from 5.9% to 7.2% over the year

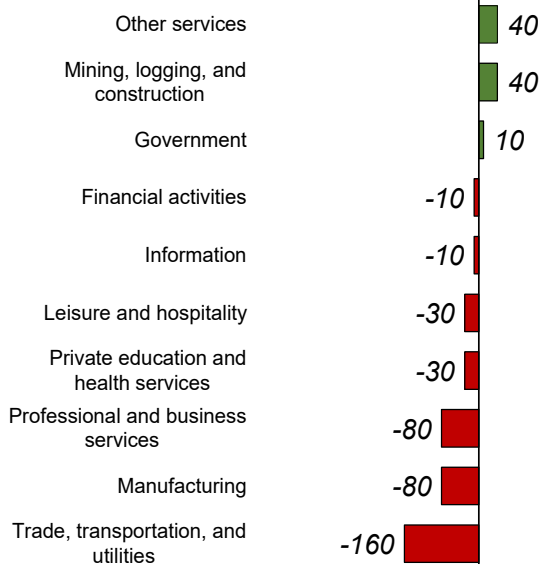
[More info on unemployment](#)



Source: Oregon Employment Department, LAUS

Total nonfarm employment

-310



Industry Employment Change: September 2024 to 2025

Klamath County employment lost **310 jobs** over the year.

- Payroll employment down **1.3%** over the year
- [Detailed September Employment Press Release](#)

Jeff McAllister — Workforce Analyst for Southern Oregon

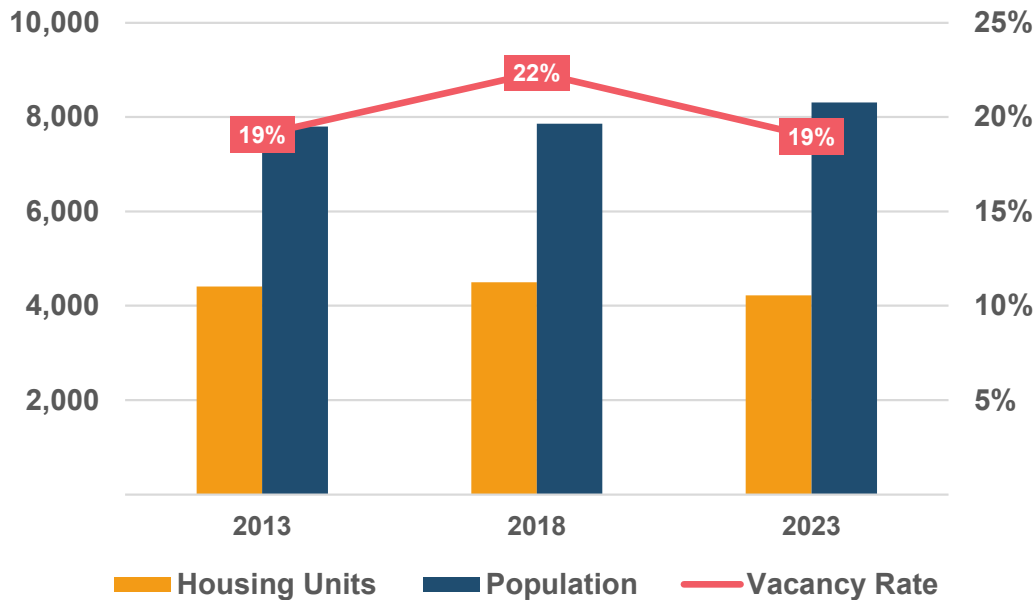
Jeff.S.McAllister@employ.oregon.gov

(541) 414 - 5325

[QualityInfo.org](#): Your source for the latest economic data, highlights, and analysis.

Discover everything related to South Central Oregon and Klamath County's labor market: [South Central Oregon](#)

Special Topic: Workforce Housing & Vacancy Rate



Revised News Release Dates

The population of Lake County increased by 507 (7%) from 2013 to 2023, experiencing a recent peak in 2022 with 8,365 residents. Housing units during this same time period decreased by 184 (-4%) to 4,223. The vacancy rate has remained relatively stable over this 10-year period.

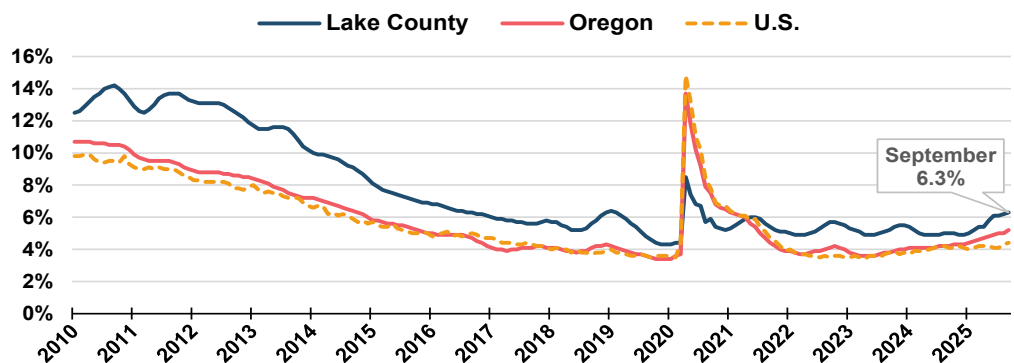
Occupied units and total units both fell contributing to a minimal net drop in the vacancy rate. While the housing market tightened post-2018 it's still relatively loose.

Source: FRED St Louis and U.S. Census Bureau Tables B25001, B25002

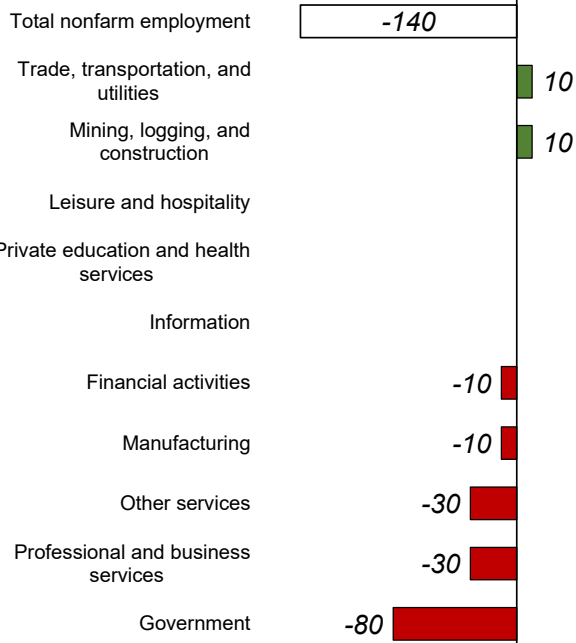
Unemployment Rate at 6.3%

- The seasonally adjusted unemployment rate in September 2024 was 5.0%
- The seasonally adjusted unemployment rate has ranged from 4.9% to 6.3% over the year

[More info on unemployment](#)



Source: Oregon Employment Department, LAUS



Source: Oregon Employment Department, CES

Industry Employment Change: September 2024 to 2025

Lake County employment lost **140 jobs** over the year.

- Payroll employment down **6.1%** over the year
- [Detailed September Employment Press Release](#)

Jeff McAllister — Workforce Analyst for Southern Oregon

Jeff.S.McAllister@employ.oregon.gov

(541) 414 - 5325

[QualityInfo.org](#): Your source for the latest economic data, highlights, and analysis.

Discover everything related to South Central Oregon and Lake County's labor market: [South Central Oregon](#)