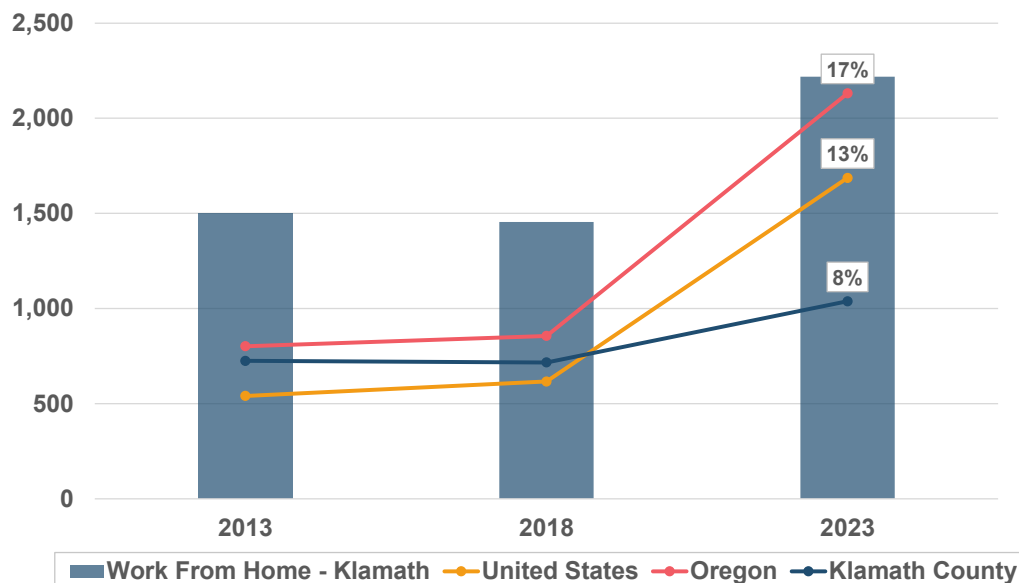


Special Topic: Work From Home Workforce



Source: U.S. Census Bureau, Table B08006 ACS 5-Year Estimates

Monthly Employment Reports Resume December 10th [Revised News Release Dates](#)

In 2013 approximately 1,500 individuals or 6% of the workforce worked from home in Klamath County. This figure decreased modestly in 2018, followed by an uptick to over 2,200 (8%) in 2023. The share of the workforce that works from home has been stable.

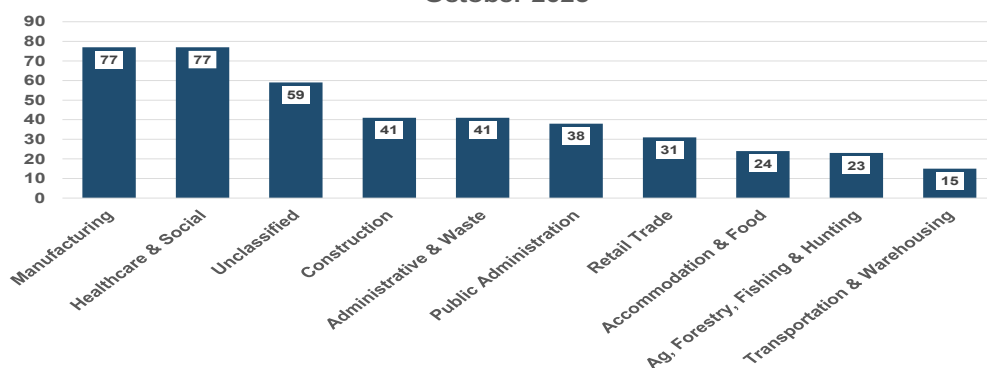
The state and country experienced rapid increases in the share of workers working from home over this 10-year period. Oregon's share jumped from 6% to 17%, and the United States' share increased from 4% to 13%.

Unemployment Insurance Claims by Industry

Industries with the most continued UI claims in October:

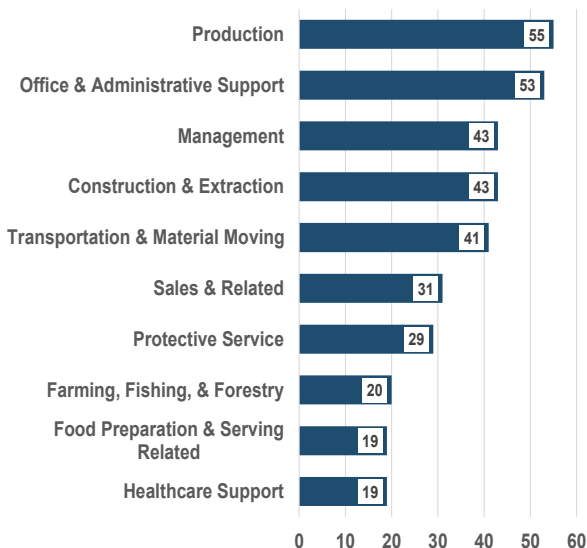
- Manufacturing (16%)
- Healthcare & social (16%)
- Unclassified (12%)

Continued UI Claims by Industry October 2025



Source: U.S. Bureau of Labor Statistics, Oregon Employment Department

Continued UI Claims by Occupation October 2025



Source: U.S. Bureau of Labor Statistics, Oregon Employment Department

Production occupations accounted for 12% of claims in October followed by office & administrative support (11%) and management (9%). Healthcare support occupations accounted for 4%.

Jeff McAllister — Workforce Analyst for Southern Oregon

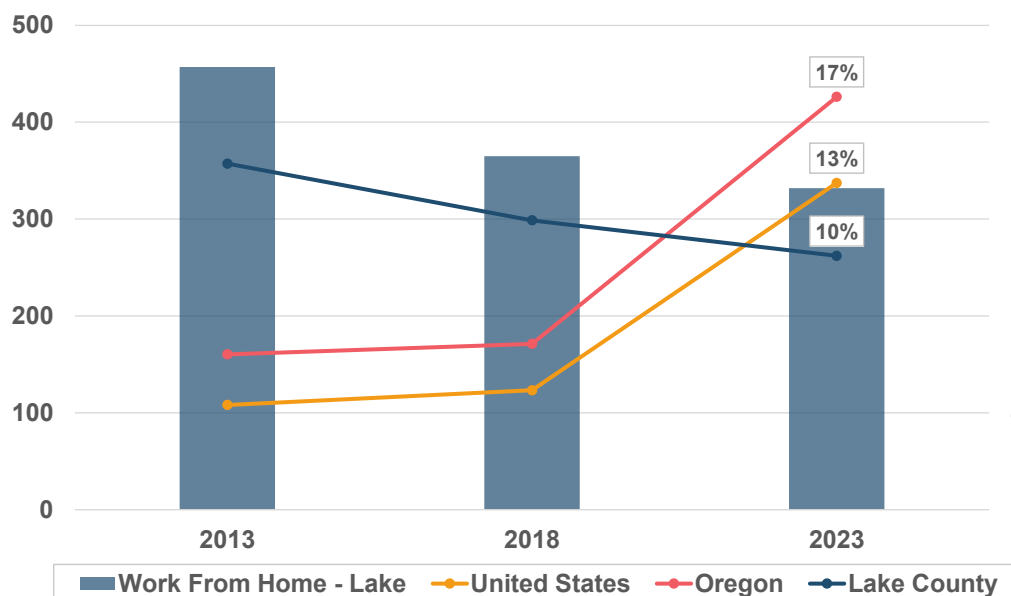
Jeff.S.McAllister@employ.oregon.gov

(541) 414 - 5325

[QualityInfo.org](#): Your source for the latest economic data, highlights, and analysis.

Discover everything related to South Central Oregon and Klamath County's labor market: [South Central Oregon](#)

Special Topic: Work From Home Workforce



Source: U.S. Census Bureau, Table B08006 ACS 5-Year Estimates

**Monthly Employment Reports
 Resume December 10th
 Revised News Release Dates**

In 2013 approximately 450 individuals or 14% of the workforce worked from home in Lake County. This figure decreased modestly in both 2018 and 2023 to just over 300 (10%). The share of the workforce that works from home decreased by a quarter.

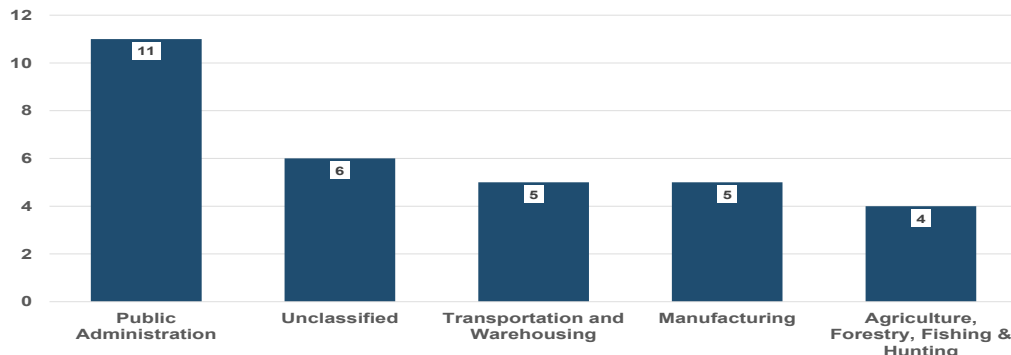
The state and country experienced rapid increases in the share of workers working from home over this 10-year period. Oregon's share jumped from 6% to 17%, and the United States' share increased from 4% to 13%.

**Unemployment Insurance
 Claims by Industry**

Industries with the most continued UI claims in October:

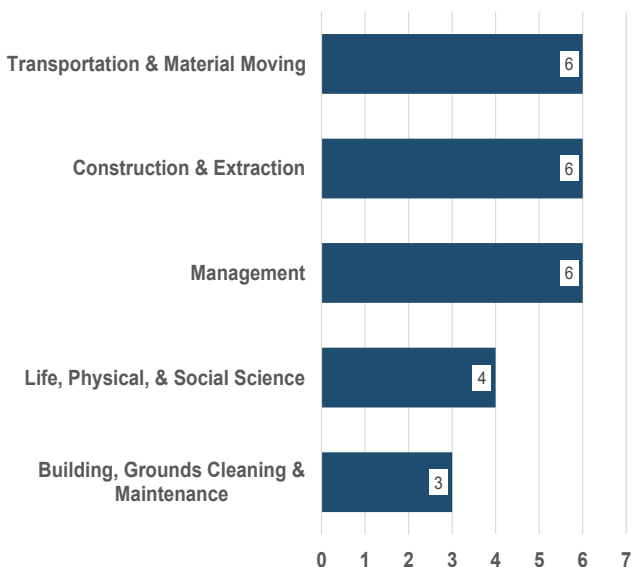
- Public administration (35%)
- Unclassified (19%)
- Transportation and warehousing (16%)

**Continued UI Claims by Industry
 October 2025**



Source: U.S. Bureau of Labor Statistics, Oregon Employment Department

**Continued UI Claims by Occupation
 October 2025**



Transportation and material moving, construction and extraction, and management occupations accounted for 24% of claims each in October. Building, grounds cleaning, and maintenance occupations accounted for 12%.

Jeff McAllister — Workforce Analyst for Southern Oregon

Jeff.S.McAllister@employ.oregon.gov

(541) 414 - 5325

QualityInfo.org: Your source for the latest economic data, highlights, and analysis.

Discover everything related to South Central Oregon and Lake County's labor market: [**South Central Oregon**](#)