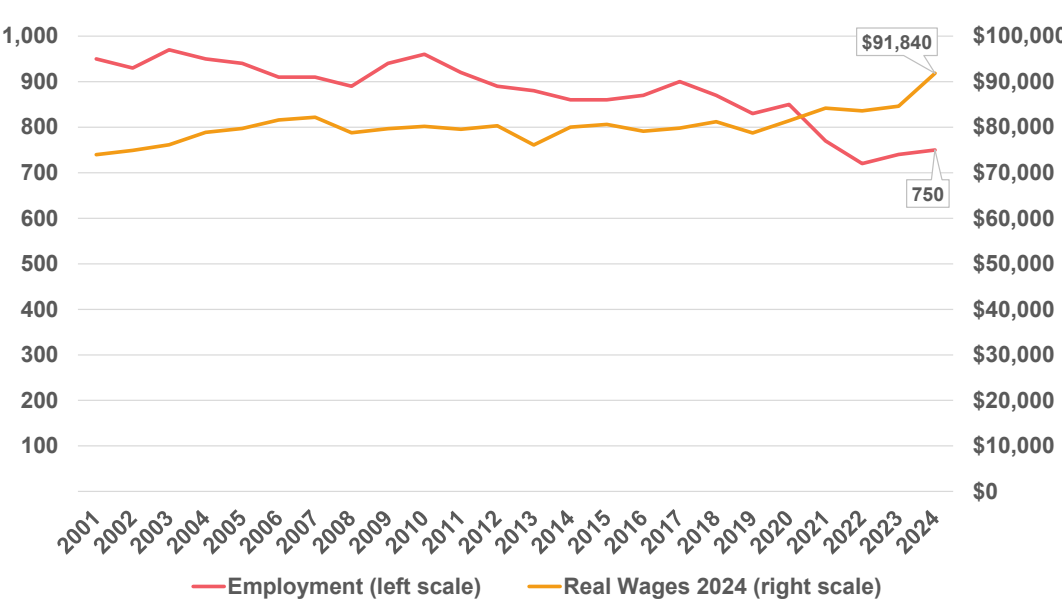


Special Topic: Federal Government Employment & Wages

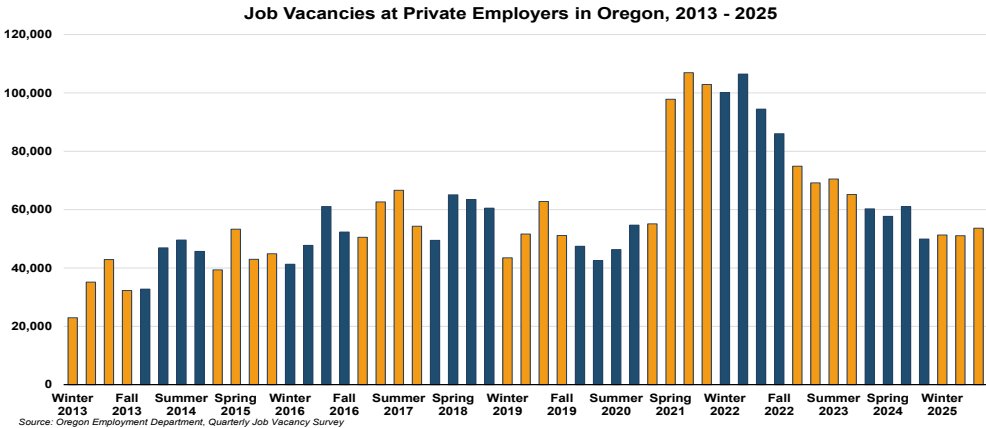


Federal Government Shutdown Pauses Employment Reports

Federal government employment has been trending down over the past 23 years. In 2024 the sector employed 200 fewer workers (-21%) compared with 2001. Current employment data won't reflect those who took the buyout option and remain on payrolls until September. Those declines will show in October estimates. While employment has decreased over this period, average wages have increased \$17,854 (24%). Wages were \$20,527 above the average annual wage in Oregon in 2024.

Source: Oregon Employment Department, Current Employment Statistics - employment data & Quarterly Census of Employment and Wages - wage data

Summer Job Vacancies
Occupations with the highest number of difficult-to-fill vacancies:
• Truck drivers
• Retail salespersons
• Personal care aides



Oregon Private Job Vacancies by Industry, Summer 2025

Table with 2 columns: Industry and Vacancies. Rows include All Industries (53,642), Health care and social assistance (12,542), Retail trade (6,075), Construction (6,047), Leisure and hospitality (4,553), Professional, scientific, and technical services (4,390), Management, administrative, and waste services (3,567), Financial activities (3,486), Other services (3,402), Transportation, warehousing, and utilities (3,207), Wholesale trade (1,803), Manufacturing (1,452), Information (1,310), Private educational services (1,223), and Natural resources and mining (585).

Source: Oregon Employment Department

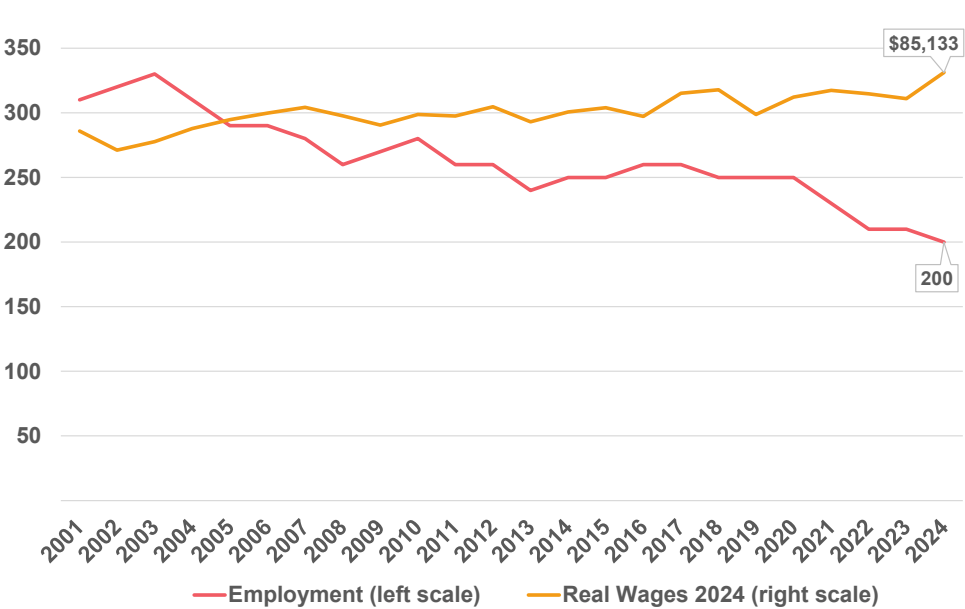
Health care and social assistance represented 23% of all summer vacancies with 12,542. Retail trade had 6,075 (11%) and construction had 6,047 (11%). Natural resources had the least with 585 (1%).

Jeff McAllister — Workforce Analyst for Southern Oregon
Jeff.S.McAllister@employ.oregon.gov
(541) 414 - 5325

QualityInfo.org: Your source for the latest economic data, highlights, and analysis.

Discover everything related to South Central Oregon and Klamath County's labor market: South Central Oregon

Special Topic: Federal Government Employment & Wages



Federal Government Shutdown
Pauses Employment Reports

Federal government employment has been trending down over the past 23 years. In 2024 the sector employed 110 fewer workers (-35%) compared with 2001. Current employment data won't reflect those who took the buyout option and remain on payrolls until September. Those declines will show up in October estimates.

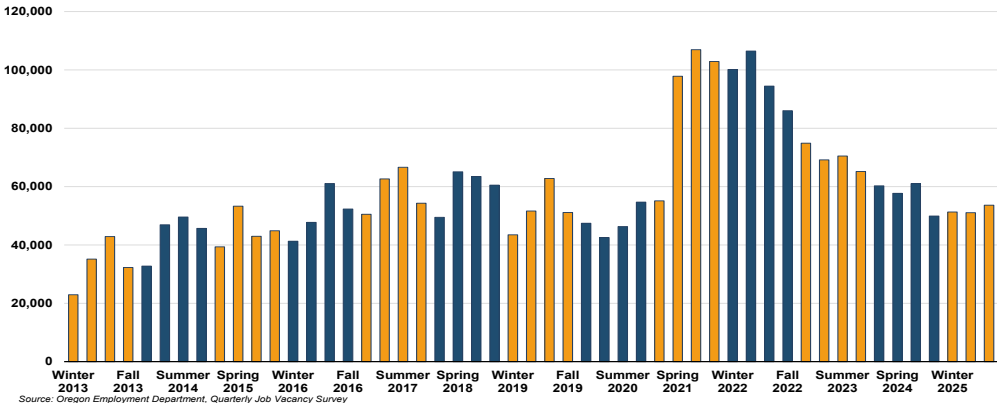
While employment has decreased over this period, average wages have increased \$11,769 (16%). Wages were \$13,820 above the average annual wage in Oregon in 2024.

Source: Oregon Employment Department, Current Employment Statistics - employment data & Quarterly Census of Employment and Wages - wage data

Summer Job Vacancies
Occupations with the highest number of difficult-to-fill vacancies:

- Truck drivers
- Retail salespersons
- Personal care aides

Job Vacancies at Private Employers in Oregon, 2013 - 2025



Source: Oregon Employment Department, Quarterly Job Vacancy Survey

Oregon Private Job Vacancies by Industry, Summer 2025

Industry	Vacancies
All Industries	53,642
Health care and social assistance	12,542
Retail trade	6,075
Construction	6,047
Leisure and hospitality	4,553
Professional, scientific, and technical services	4,390
Management, administrative, and waste services	3,567
Financial activities	3,486
Other services	3,402
Transportation, warehousing, and utilities	3,207
Wholesale trade	1,803
Manufacturing	1,452
Information	1,310
Private educational services	1,223
Natural resources and mining	585

Source: Oregon Employment Department

Source: Oregon Employment Department, CES

Health care and social assistance represented 23% of all summer vacancies with 12,542. Retail trade had 6,075 (11%) and construction had 6,047 (11%). Natural resources had the least with 585 (1%).

Jeff McAllister — Workforce Analyst for Southern Oregon
Jeff.S.McAllister@employ.oregon.gov
(541) 414 - 5325

[QualityInfo.org](https://qualityinfo.org): Your source for the latest economic data, highlights, and analysis.

Discover everything related to South Central Oregon and Lake County's labor market: [South Central Oregon](https://qualityinfo.org/south-central-oregon)