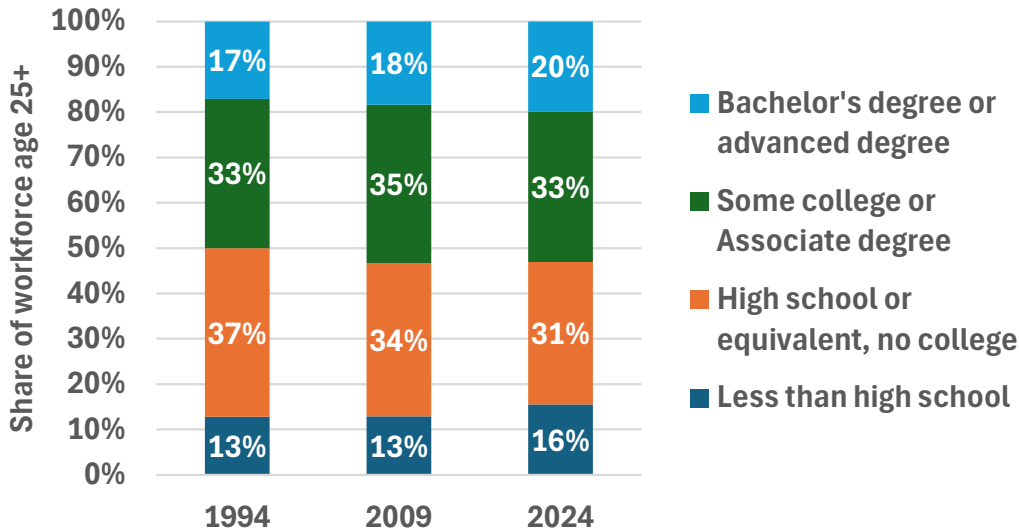


**Special Topic: Educational Attainment**

**Educational Attainment 1994-2024**



Educational attainment is an indicator for qualifications in the labor market. In 1994, half (50%) of Klamath County's workforce had attended college. Nearly one in five workers held a bachelor's or advanced degree.

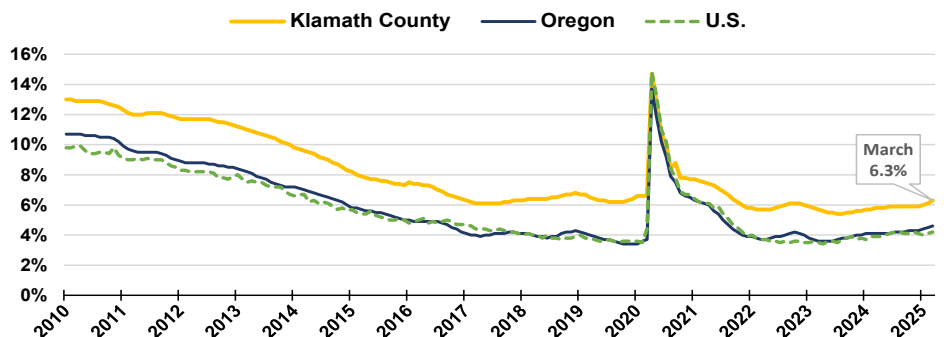
In 2024 more than half the workforce (53%) had some college level education. One in five workers hold a bachelor's or advanced degree. The share of the labor force with less than a high school diploma increased by 3 percentage points over this thirty year timespan.

Source: U.S. Census Bureau Quarterly Workforce Indicators, Oregon Employment Department

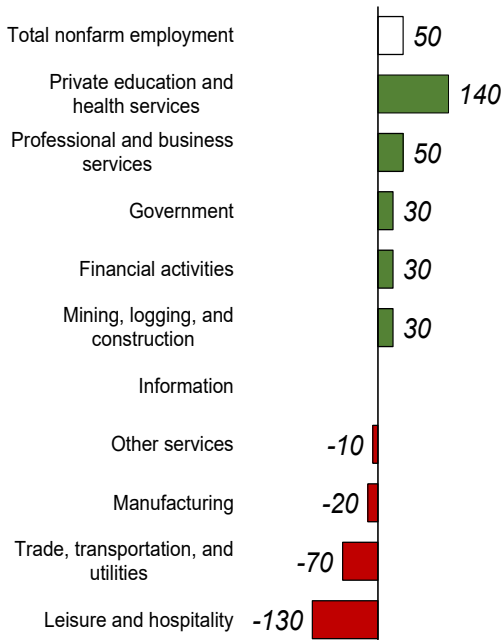
**Unemployment Rate at 6.3%**

- Seasonally adjusted unemployment rate in March 2024 was 5.8%
- Seasonally adjusted unemployment rate has ranged from 5.8% to 6.3% over the year

[More info on unemployment](#)



Source: Oregon Employment Department, LAUS



**Industry Employment Change: March 2024 to March 2025**

Klamath County employment gained 50 jobs over the year.

- Payroll employment up **0.2%** over the year
- [Detailed March Employment Press Release](#)

**Jeff McAllister — Workforce Analyst for Southern Oregon**

[Jeff.S.McAllister@employ.oregon.gov](mailto:Jeff.S.McAllister@employ.oregon.gov)

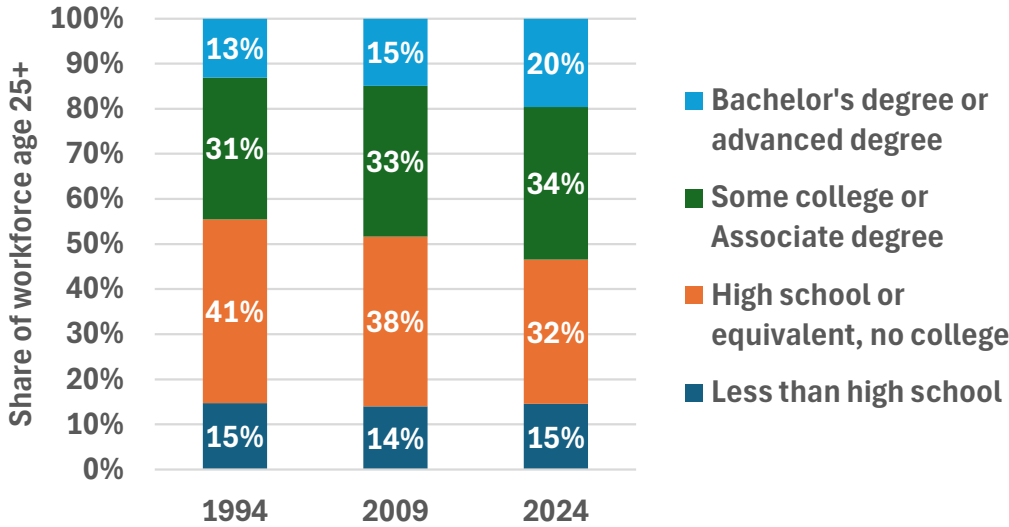
(541) 414 - 5325

[QualityInfo.org](http://QualityInfo.org): Your source for the latest economic data, highlights, and analysis.

Discover everything related to South Central Oregon and Klamath County's labor market: [South Central Oregon](#)

**Special Topic: Educational Attainment**

**Educational Attainment 1994-2024**



Educational attainment is an indicator for qualifications in the labor market. In 1994, less than half (44%) of Lake County's workforce had attended college. Over one in ten workers held a bachelor's or advanced degree.

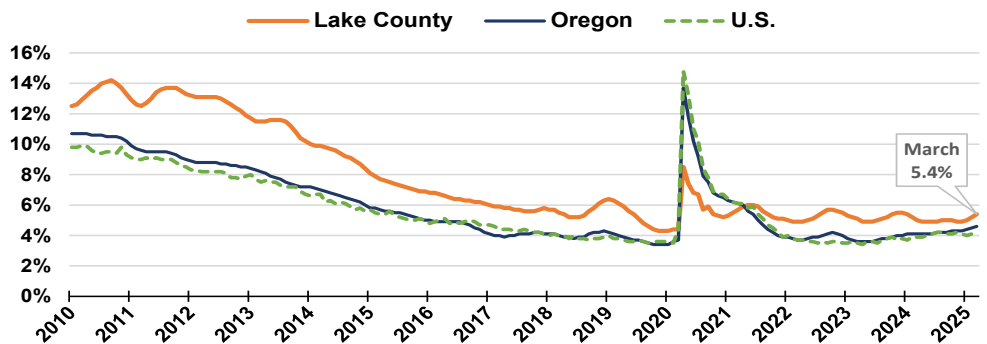
In 2024 more than half the workforce (54%) had some college level education. One in five workers hold a bachelor's or advanced degree. The share of the labor force with less than a high school diploma remained stable over this thirty year timespan.

Source: U.S. Census Bureau Quarterly Workforce Indicators, Oregon Employment Department

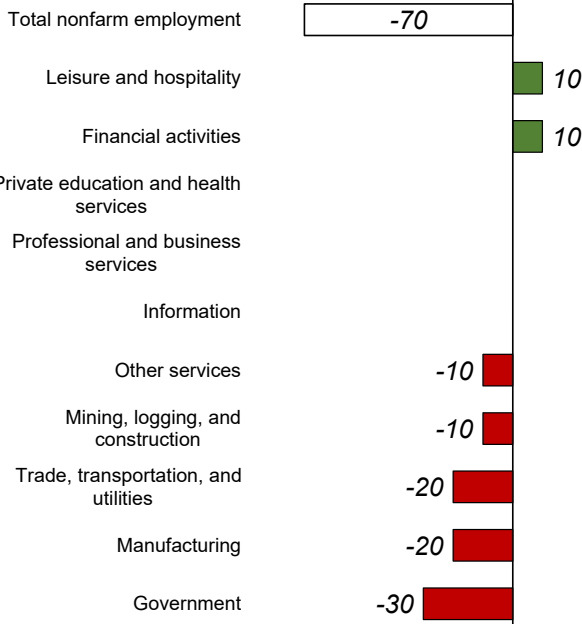
**Unemployment Rate at 5.4%**

- Seasonally adjusted unemployment rate in March 2024 was 5.8%
- Seasonally adjusted unemployment rate has ranged from 4.9% to 5.4% over the year

[More info on unemployment](#)



Source: Oregon Employment Department, LAUS



Source: Oregon Employment Department, CES

**Industry Employment Change: March 2024 to March 2025**

Lake County employment lost **70 jobs** over the year.

- Payroll employment down **3.2%** over the year
- [Detailed March Employment Press Release](#)

**Jeff McAllister — Workforce Analyst for Southern Oregon**

[Jeff.S.McAllister@employ.oregon.gov](mailto:Jeff.S.McAllister@employ.oregon.gov)

(541) 414 - 5325

[QualityInfo.org](http://QualityInfo.org): Your source for the latest economic data, highlights, and analysis.

Discover everything related to South Central Oregon and Lake County's labor market: [South Central Oregon](#)