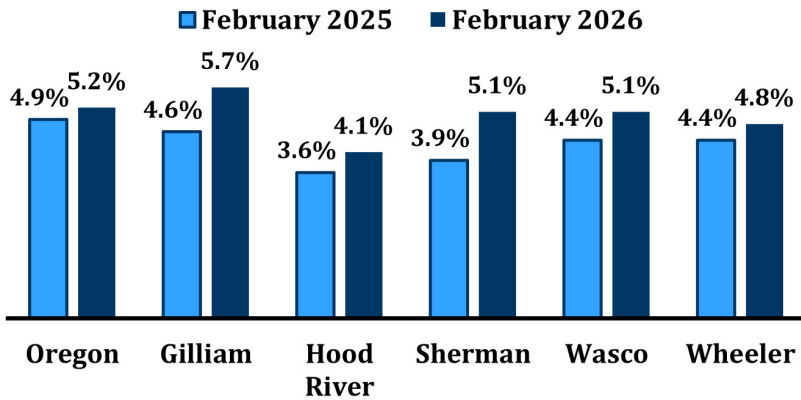




# Columbia Gorge Economic Indicators

April 2026

## Local Area Unemployment Rates (Seasonally adjusted)

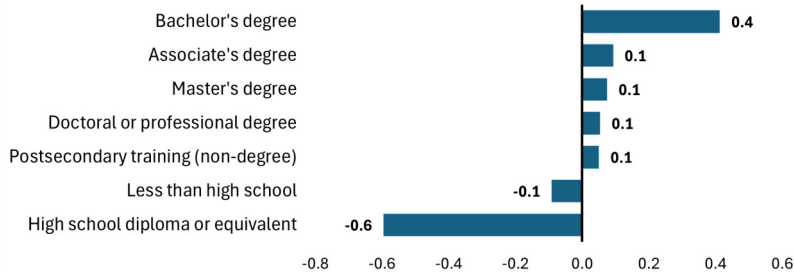


## Graph of the Month

### Education Levels Gaining and Losing Employment Share, 2024-2034

East Cascades Counties: Crook, Deschutes, Gilliam, Hood River, Jefferson, Sherman, Wasco, and Wheeler

#### Change in Employment Share by Typical Entry-Level Education 2024-2034 (Percentage Points)



Source: Oregon Employment Department, East Cascades Occupational Employment Projections 2024-2034

The Oregon Employment Department produces 10-year employment projections by industry and occupation for Oregon and its regions. The typical entry-level education and competitive education level are listed for each occupation included in the projections. Employment is expected to increase within each typical entry-level education category (ranging from less than high school to a doctoral or professional degree). Despite total increases in employment across each category, some education levels are expected to grow faster than total employment and increase their share of the total employment pie. The chart above lists the percentage point change to each education level in the East Cascades region for the 2024-2034 projections. Each percentage point change shows how much that education level's share of total employment is expected to rise or fall between 2024 and 2034.

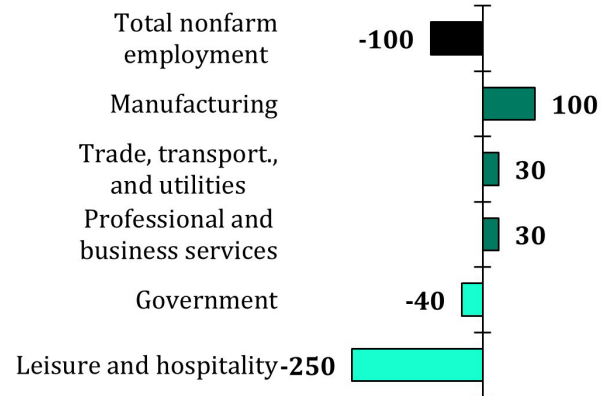
Bachelor's degree-level jobs are gaining labor market share. Occupations that typically require a bachelor's degree will make up 0.4 percentage point more of all jobs in 2034 than they did in 2024. As a result, bachelor's level-jobs are projected to represent a larger slice of the workforce pie in 2034.

High school diploma-level jobs are losing labor market share. Occupations requiring only a high school diploma will make up 0.6 percentage point less of all jobs in 2034. Employment is still growing for these jobs, but they are projected to grow slower than the labor market overall.

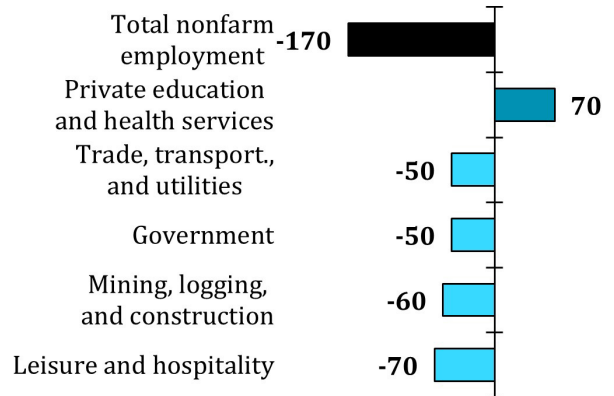
## Select Industry Gains and Losses

(Year-over-year net employment change, February 2026)

### Hood River County



### Wasco County



## Notable Over-the-Year Changes

### Gilliam

**Total nonfarm employment (-165)**  
Professional and business services (+5)  
Government (-15)

### Sherman

**Total nonfarm employment (-70)**  
Trade, transportation, and utilities (-40)  
Government (-30)

### Wheeler

**Total nonfarm employment (+20)**  
Local government (+5)  
State government (-5)

Want to join the distribution list? Contact:  
Clare McGrady, [clare.m.mcgrady@employ.oregon.gov](mailto:clare.m.mcgrady@employ.oregon.gov)