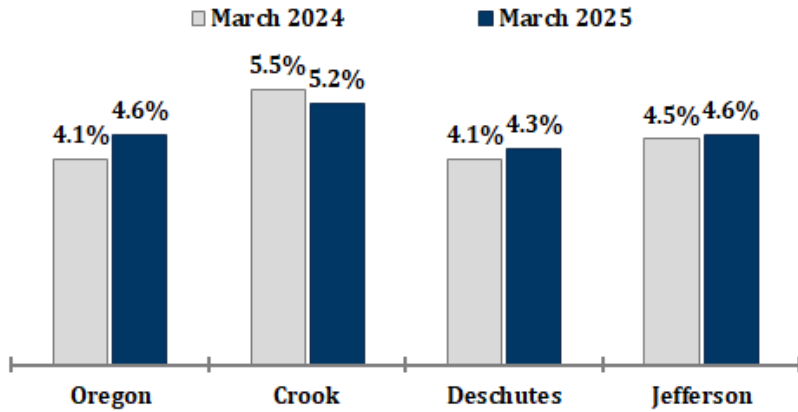




# Central Oregon Economic Indicators

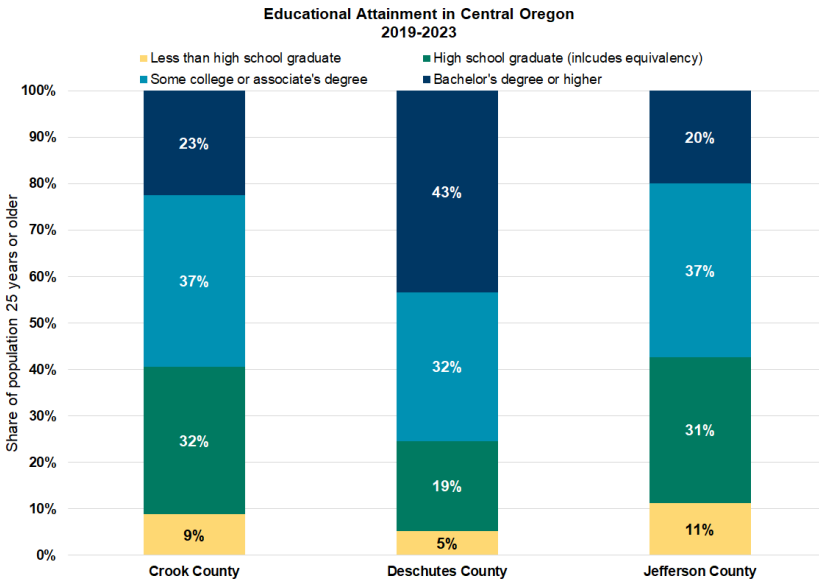
## March 2025 Data

### Local Area Unemployment Rates (Seasonally adjusted)



### Graph of the Month (Central Oregon) Educational Attainment

Source: Oregon Employment Department, U.S. Census Bureau



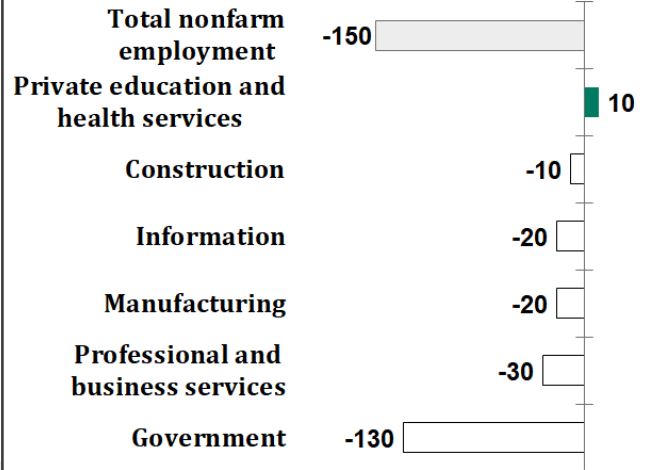
Source: Oregon Employment Department and U.S. Census Bureau, Table S1501, 5-year estimates

Educational attainment is a baseline metric for assessing labor market qualifications. In Oregon, the population tends to be more educated; roughly one in three people over 25 have attained a bachelor's degree or higher in Oregon, according to 2023 five-year American Community Survey estimates.

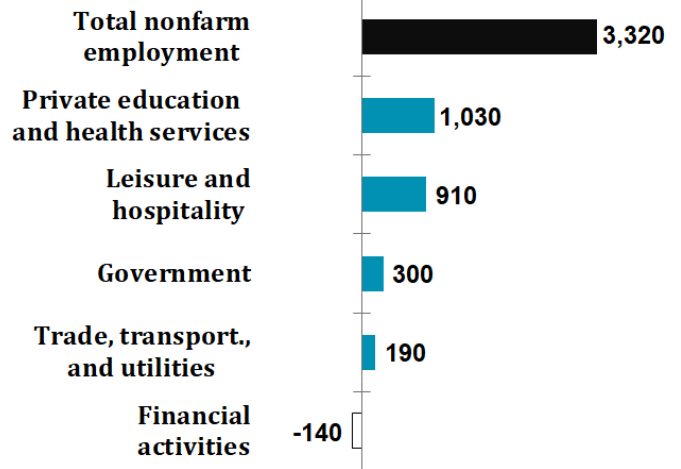
In Central Oregon, Crook and Jefferson counties are below the state with approximately 20% of their population older than 25 with a bachelor's degree or higher. In Deschutes County, 43% have a bachelor's or higher. Deschutes County also has the lowest share of those with less than a high school diploma at 5%, while Jefferson County has the highest share at 11%.

### Select Industry Gains and Losses (Over-the-year net employment change)

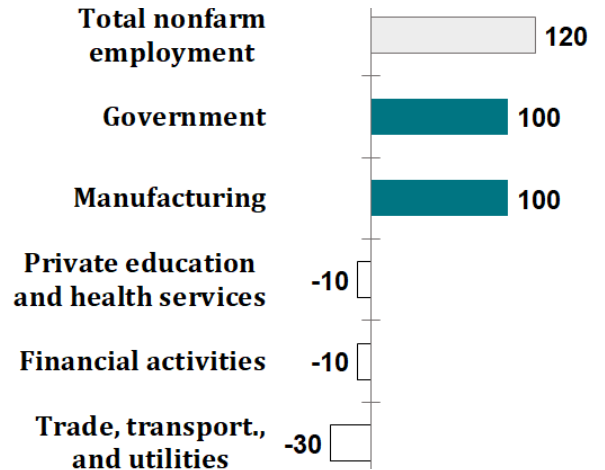
#### Crook County



#### Deschutes County



#### Jefferson County



Want to join the distribution list? Contact: Andrew Grimoldby,  
Andrew.J.Grimoldby@employ.oregon.gov