

Washington County Economic Indicators May 2021 (April Data)

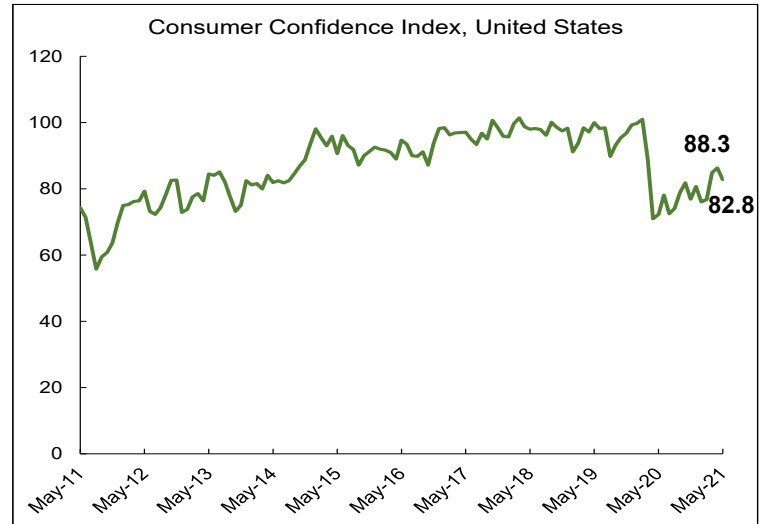
Washington County saw little change in its unemployment rate from 5.2% in March 2021 to 5.3% in April 2021. However, comparing the current unemployment rate to April of 2020 exemplifies the rapid shifts stemming from the COVID recession. From April 2020 to April 2021, the unemployment rate has declined from 12.2% to 5.3%. Our current unemployment rate is below the historic average of 5.8% from April 2001 to April 2021.

Employment levels for Washington County expanded by 1,000 jobs (0.5%) in April 2021. Both leisure and hospitality as well as government saw notable gains in employment. Since the depths of COVID-19 in April 2020, Washington County has recovered over 20,000 jobs in the last year.

Consumer confidence in the United States declined for the first time in several months. Head economists from the University of Michigan noted household concerns over inflation as a key factor in its decline of 5.5 index points from April to May 2021.

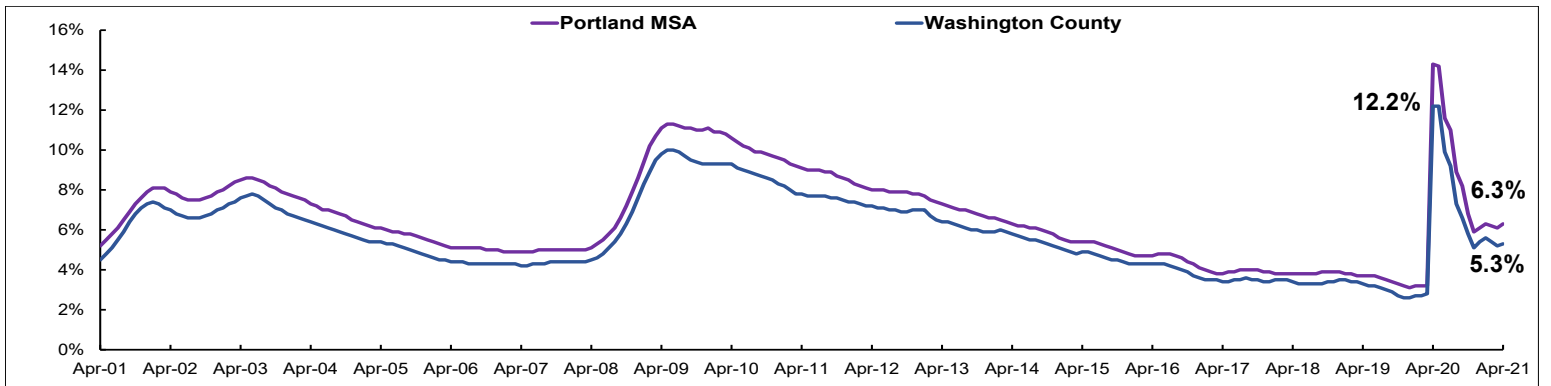
Consumer Confidence Edged Down for the First Time in 2021

May 2011 to May 2021, University of Michigan



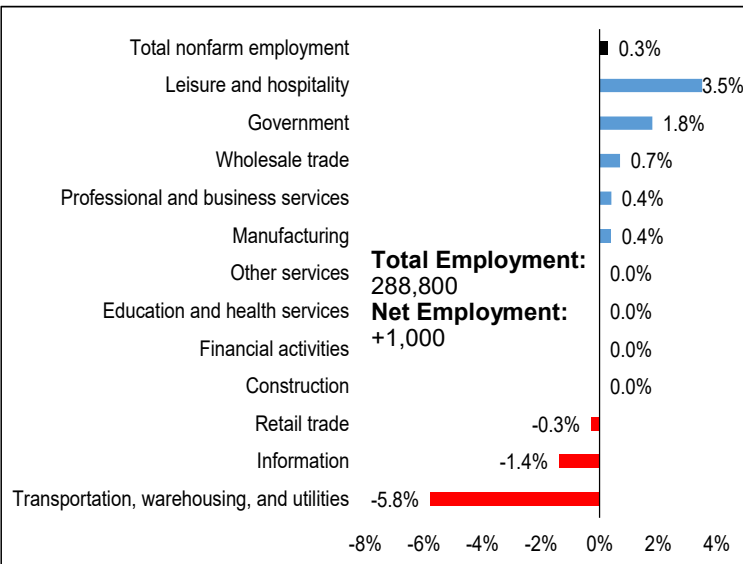
The Unemployment Rate Remained Essentially Unchanged in Washington County

April 2001 to April 2021, seasonally adjusted
Local Area Unemployment Statistics



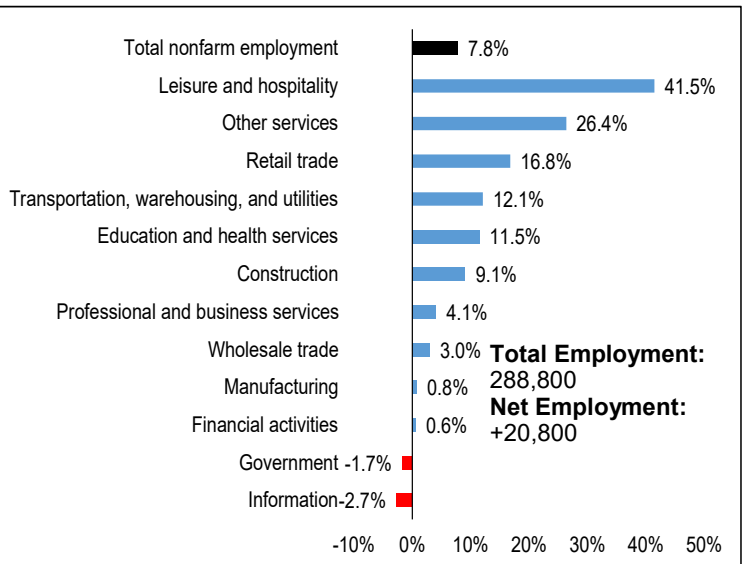
Leisure and Hospitality Led Employment Growth From March to April 2021

March 2021 to April 2021, percentage change
Current Employment Estimates



Washington County has Recovered 20,800 Jobs Since the COVID Recession Low Point in April 2020

April 2020 to April 2021
Current Employment Estimates



Have questions? Want to subscribe? Contact me!
Brandon Schrader, Workforce Analyst

(503) 360 - 2421
Brandon.W.Schrader@oregon.gov