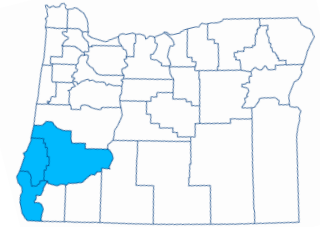


Southwestern Oregon Economic Indicators

May 2021 (April 2021 Data)

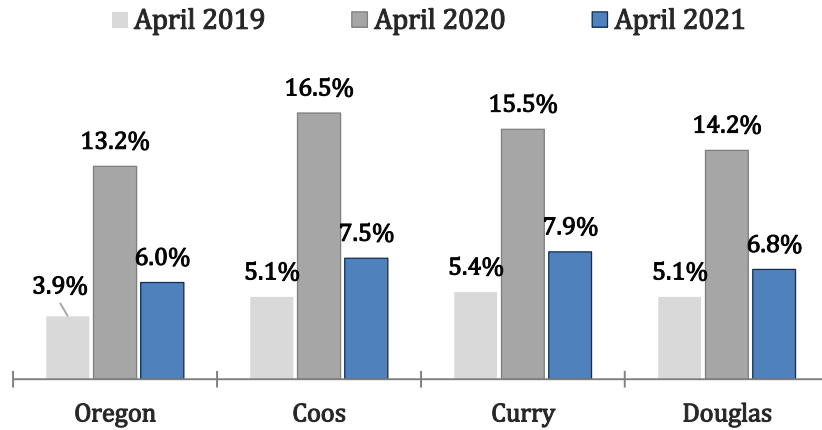


For data or publications on Southwestern Oregon, visit us at: QualityInfo.org

Local and State Unemployment Rates

Seasonally adjusted

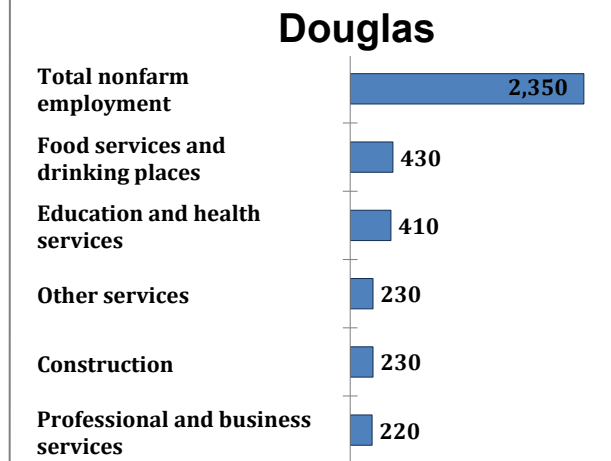
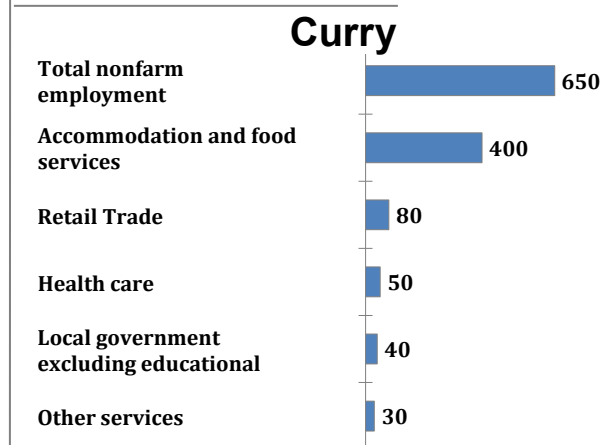
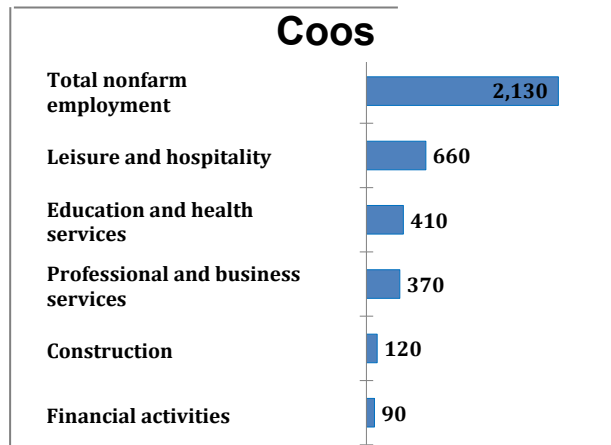
Source: Oregon Employment Department, Local Area Unemployment Statistics



Selected Industry Gains and Losses

Over-the-year net employment change

Source: Oregon Employment Department, Current Employment Estimates

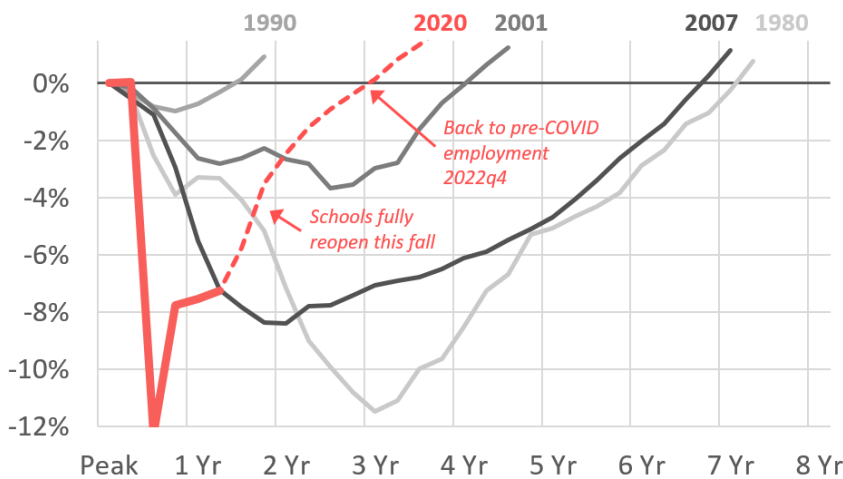


Graph of the Month

Oregon Recession Comparison

Employment Percent Change from Pre-Recession Peak

Source: Oregon Employment Department, Oregon Office of Economic Analysis



The graph of the month shows the updated projection of recession recovery from the Oregon Office of Economic Analysis. Employment is expected to recover to pre-pandemic levels in late 2022, with the unemployment rate dropping back to 4% in 2023. During this 2021-23 time period, healthy tax collections will continue throughout the state. Many economic forecasters are calling for near-term output growth to be the strongest seen in decades. To see this latest report from the Oregon Office of Economic Analysis you can click [here](#).