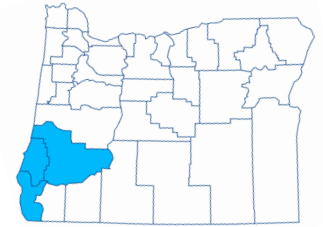


Southwestern Oregon Economic Indicators

April 2021 (March 2021 Data)

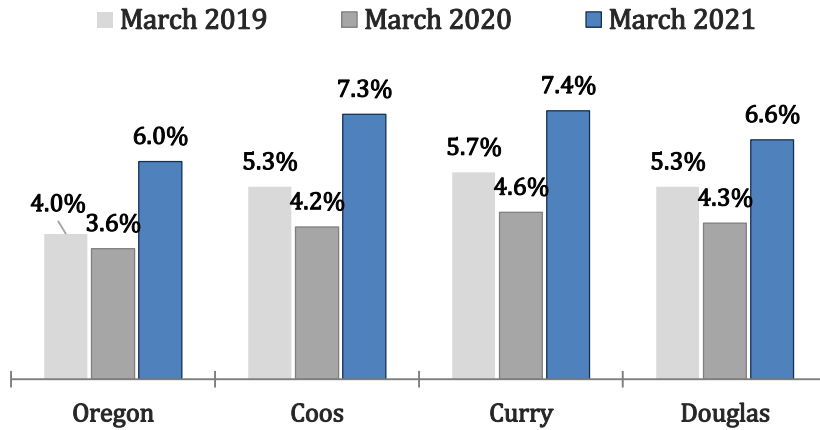


For data or publications on Southwestern Oregon, visit us at: QualityInfo.org

Local and State Unemployment Rates

Seasonally adjusted

Source: Oregon Employment Department, Local Area Unemployment Statistics

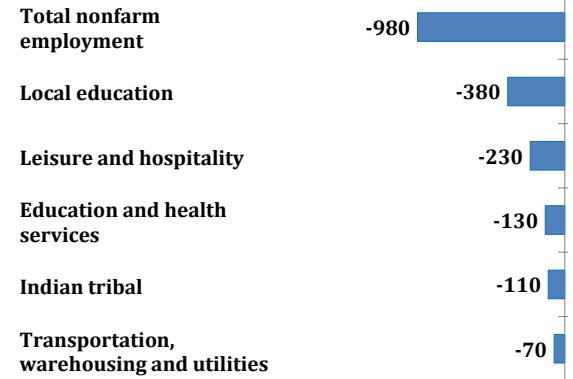


Selected Industry Gains and Losses

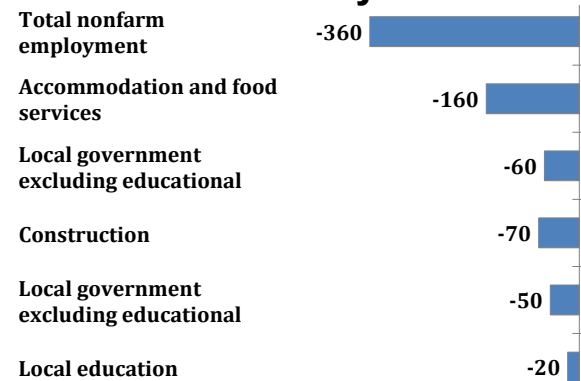
Over-the-year net employment change

Source: Oregon Employment Department, Current Employment Estimates

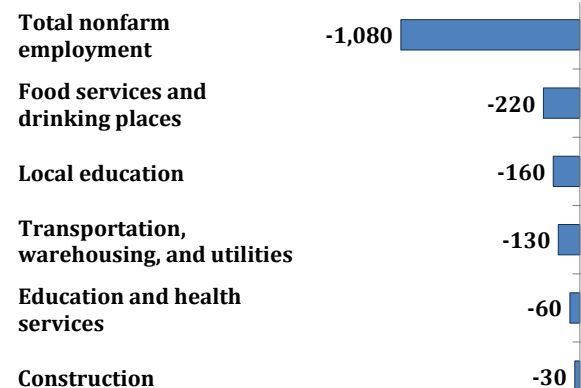
Coos



Curry



Douglas

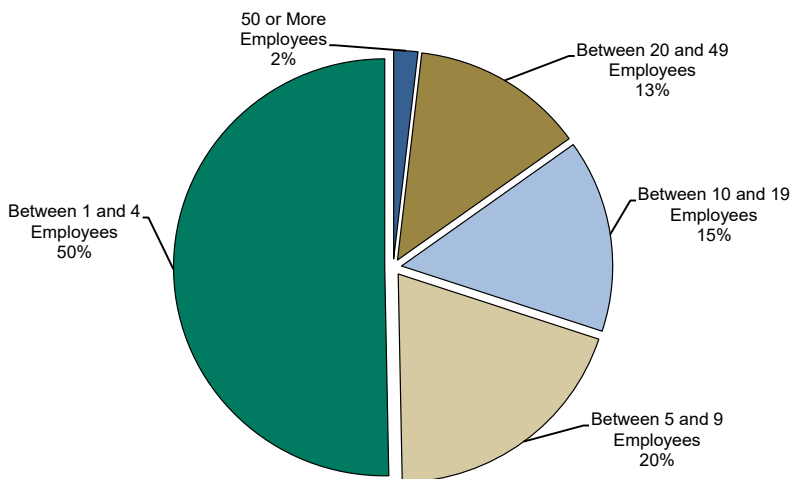


Graph of the Month

Oregon Child Care Businesses by Size Class, 2018

Most Have Few Employees

Source: Oregon Employment Department, and U.S. Census Bureau County Business Patterns, 2018



The graph of the month highlights Oregon's child care industry. The importance of child care has been accentuated by the pandemic causing working parents to struggle to find any available care. School closures, changing schedules, and facility closures have created a scramble to maintain service. The graph shows that 50% of the child care businesses in Oregon have one to four employees. With small operators dominating this industry, many parents were forced to stay at home to care for their children. To find out more about this situation you can read the article [here](#).