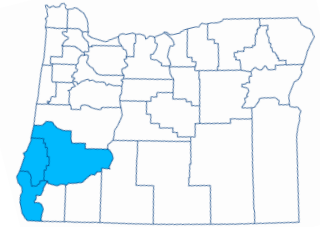


Southwestern Oregon Economic Indicators

March 2021 (February 2021 Data)

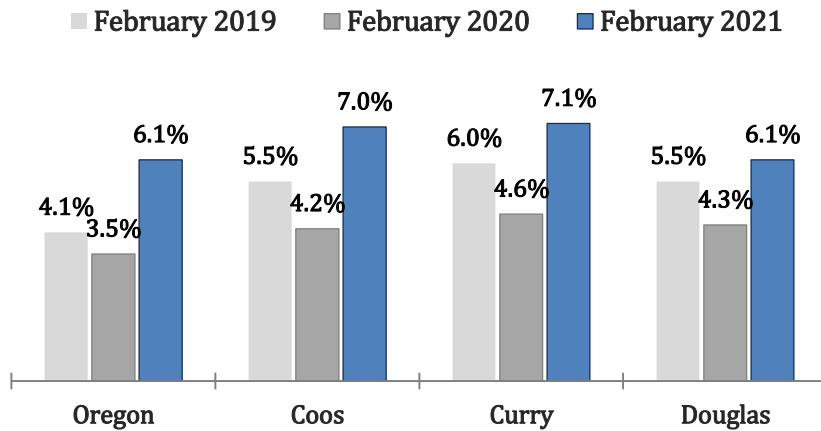


For data or publications on Southwestern Oregon, visit us at: QualityInfo.org

Local and State Unemployment Rates

Seasonally adjusted

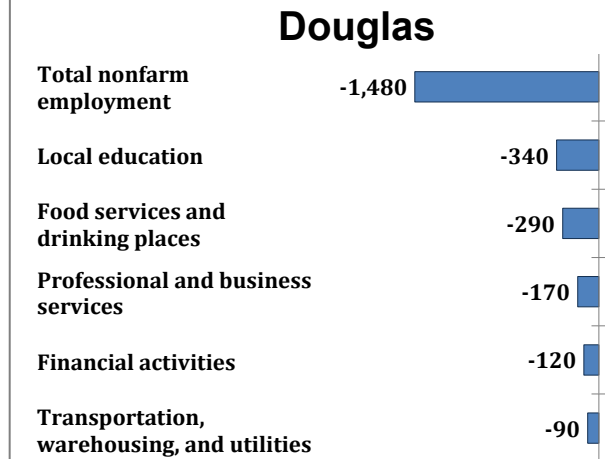
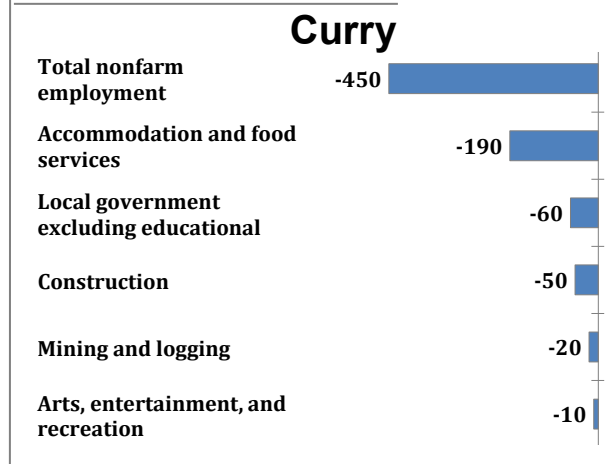
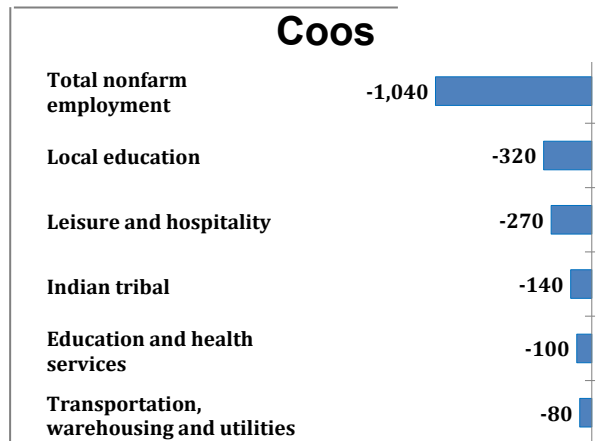
Source: Oregon Employment Department, Local Area Unemployment Statistics



Selected Industry Gains and Losses

Over-the-year net employment change

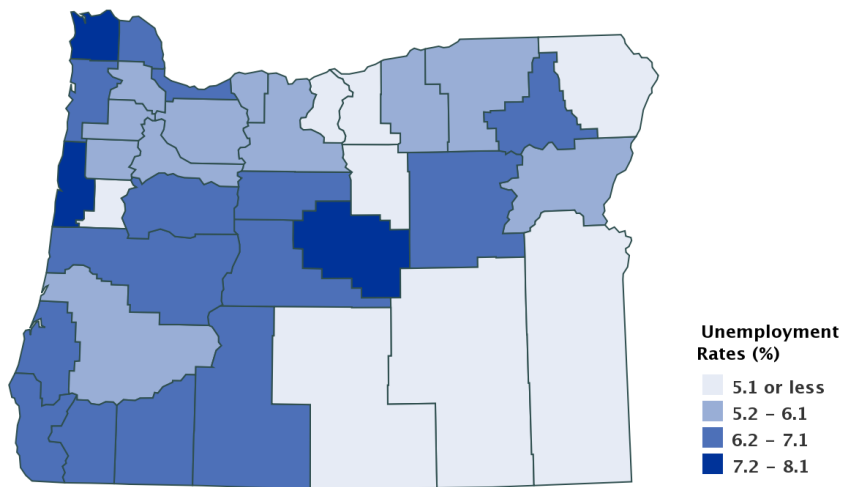
Source: Oregon Employment Department, Current Employment Estimates



Feature of the Month

Seasonally Adjusted Unemployment Rate February 2021

Source: Oregon Employment Department, and the Local Area Unemployment Statistics



The feature this month highlights the local area unemployment rates of Oregon's counties. In February 2021, 25 out of 36 of counties experienced over-the-month decreases in their unemployment rates. Clatsop County had the highest seasonally adjusted unemployment rate in February at 8.1%. In the release found [here](#), there are details about the total nonfarm payroll employment rates declining in all six of Oregon's broad regions between February 2020 and February 2021. Portland had the largest job losses, dropping 9.6% in a five county area. Southern Oregon shed 4.6%, and Central Oregon declined 5.5%.