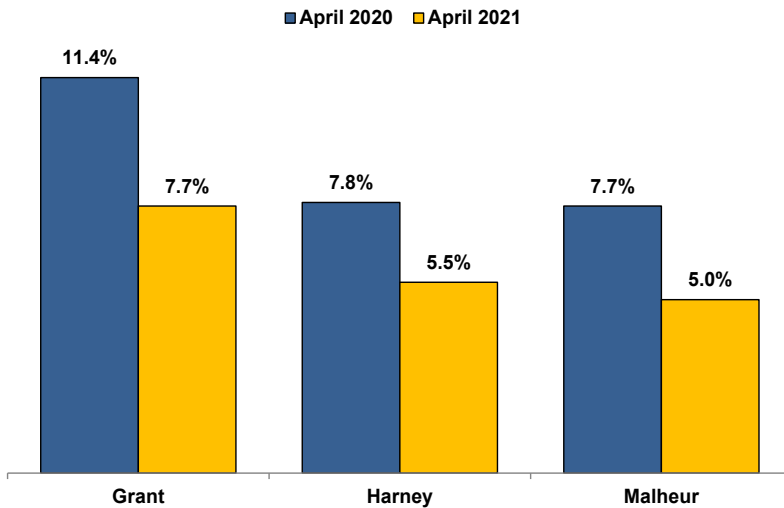


**Unemployment Rates (Seasonally Adjusted)**



**Unemployment Rate News**

Malheur County's seasonally adjusted unemployment rate for April 2021 was 5.0%, while Harney County came in at 5.5% and Grant County at 7.7%. Malheur and Harney counties' rates were below Oregon's statewide rate of 6.0% and the national rate of 6.1%.

Malheur County's rate tied for third lowest among Oregon's 36 counties for the month while Harney County's ranked eighth and Grant County's sat at 34th.

All three counties had higher seasonally adjusted unemployment rates in April 2021 than the previous April's higher pandemic-related rates.

Grant County (-3.7 percentage points) ranked 30th among Oregon's counties for largest over-the-year change. Malheur County (-2.7) ranked 31st while Harney County (-2.3) sat at 33rd.

**Nonfarm Employment Change**

April 2020 to April 2021


Grant County gained an estimated 120 jobs over the year. The private sector added 110 jobs led by a gain in leisure and hospitality. Losses were limited to manufacturing and information. The public sector added 10 jobs with gains in federal and state government overcoming a loss in local government.

Harney County added an estimated 180 jobs over the year. The private sector gained 140 jobs led by gains in leisure and hospitality and education and health services. The only private industry to lose jobs was financial activities. The public sector added 40 jobs with gains in local and state government while federal government was unchanged.

Malheur County employment increased by an estimated 950 jobs over the year. The private sector added 730 jobs led by gains in leisure and hospitality, retail trade, and professional and business services. Losses were led by mining, logging, and construction; manufacturing; and information. The public sector added 220 jobs with gains in local, state, and federal government.

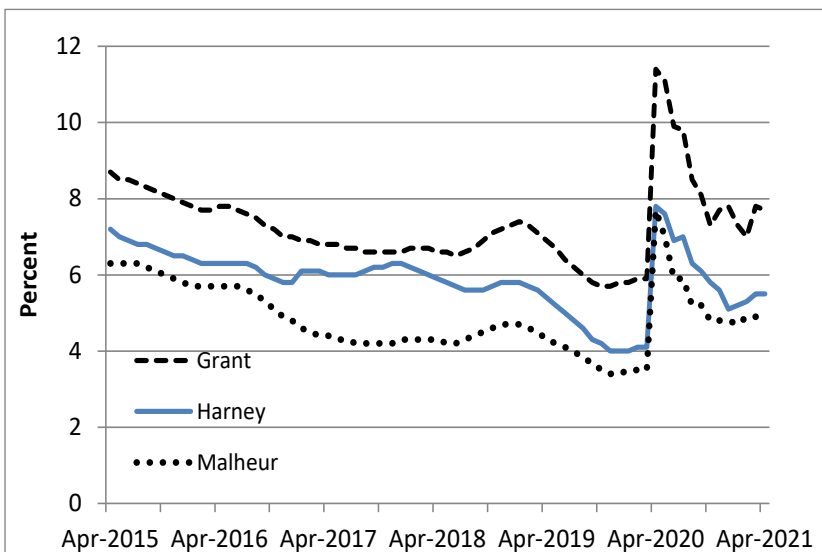
**Notable Industry Gains and Losses**

Over-the-Year Employment Change from April 2020



Grant	Harney	Malheur
Leisure/Hospitality (+80)	Leisure/Hospitality (+70)	Leisure/Hospitality (+290)
Federal Government (+20)	Private Education/Health Services (+30)	Retail Trade (+270)
Wholesale Trade (+10)	State Government (+20)	Local Government (+180)
Transportation/Warehousing/Utilities (+10)	Local Government (+20)	Professional/Business Services (+120)
Other Services (+10)	Wholesale Trade (+10)	Private Education/Health Services (+80)
-----		
Local Government (-20)	Financial Activities (-10)	Mining/Logging/Construction (-20)
Information (-10)		Manufacturing (-20)
Manufacturing (-10)		Information (-20)

**Unemployment rate down after sharp rise due to COVID-19**



**Want to learn more about the Oregon economy?**

Read our blog at: [oregonemployment.blogspot.com/](http://oregonemployment.blogspot.com/)

Follow us on Twitter at: [Twitter.com/OED\\_Research](https://twitter.com/OED_Research)

Visit our web site at: [QualityInfo.org](http://QualityInfo.org)

Visit our subscription service at: [qualityinfo.org/p-sofrm](http://qualityinfo.org/p-sofrm)

**For more economic or labor market data about Grant, Harney or Malheur counties, contact:**

**Tony Wendel, Workforce Analyst**

Desk: 541-276-9050 ext. 232 Cell: 541-667-7027

E-mail: [Tony.A.Wendel@oregon.gov](mailto:Tony.A.Wendel@oregon.gov)

**Chris Rich, Regional Economist**

Desk: 541-963-7111 ext. 226 Cell: 541-519-0315

E-mail: [Christopher.M.Rich@oregon.gov](mailto:Christopher.M.Rich@oregon.gov)

**Want to be added to the monthly distribution list?**

E-mail me at: [Tony.A.Wendel@oregon.gov](mailto:Tony.A.Wendel@oregon.gov)