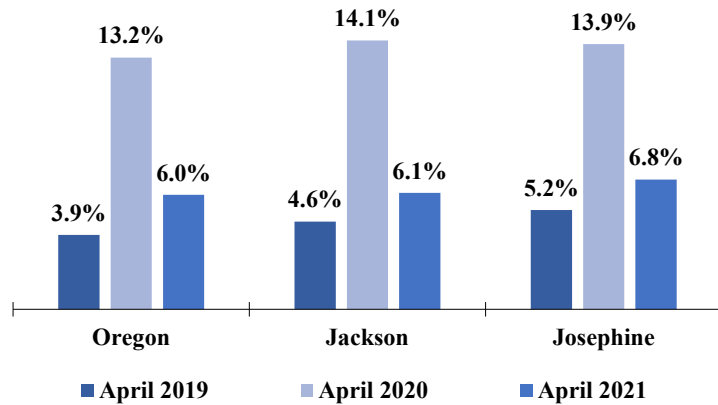


Jackson & Josephine Counties

May 2021 Edition

Statewide and Local Unemployment Rates (Seasonally adjusted)

Source: Oregon Employment Department, Local Area Unemployment Statistics



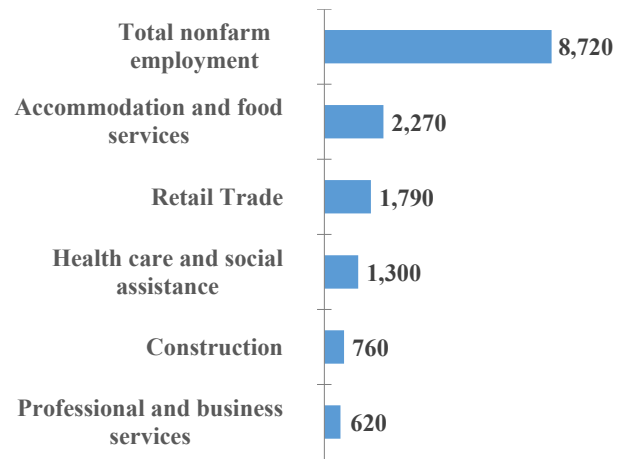
In April 2021, Jackson County's unemployment rate was 6.1%, Josephine County's unemployment rate was 6.8%.

The graph of the month shows the updated projection of recession recovery from the Oregon Office of Economic Analysis. Employment is expected to recover to pre-pandemic levels in late 2022, with the unemployment rate dropping back to 4% in 2023. During this 2021-23 time period, healthy tax collections will continue throughout the state. Many economic forecasters are calling for near-term output growth to be the strongest seen in decades. To see this latest report from the Oregon Office of Economic Analysis you can click [here](#).

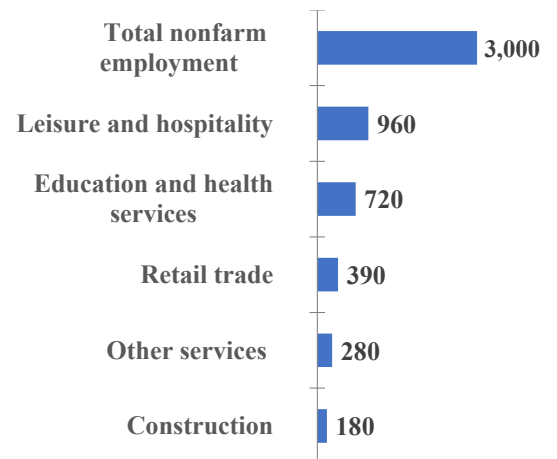
Selected Industry Gains and Losses (Over-the-year net employment change)

Source: Oregon Employment Department, Current Employment Estimates

Jackson County

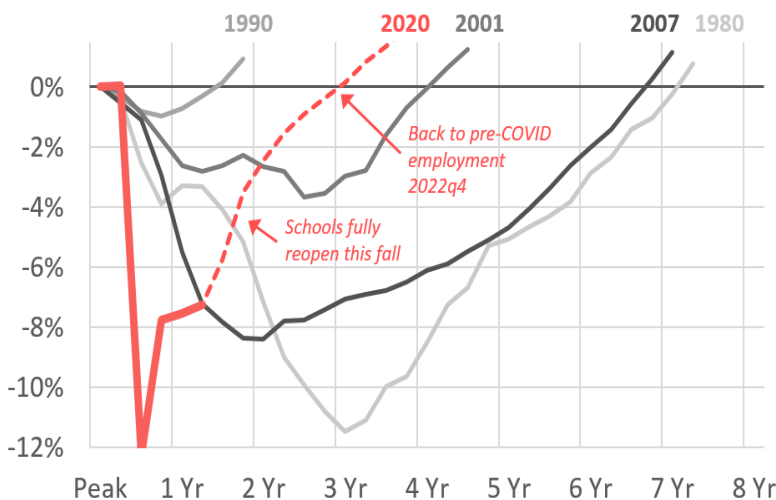


Josephine County



Graph of the Month Oregon Recession Comparison Employment Percent Change from Pre-Recession Peak

Source: Oregon Employment Department, Oregon Office of Economic Analysis



For economic or labor market data contact:
Polly Farrimond, Workforce Analyst
Jackson, Josephine, Klamath and Lake counties
polly.a.farrimond@oregon.gov 541-414-5325
Contact me to be added to this distribution list.

Follow our blog: oregonemployment.blogspot.com
Twitter: twitter.com/OED_Research
Website: qualityinfo.org