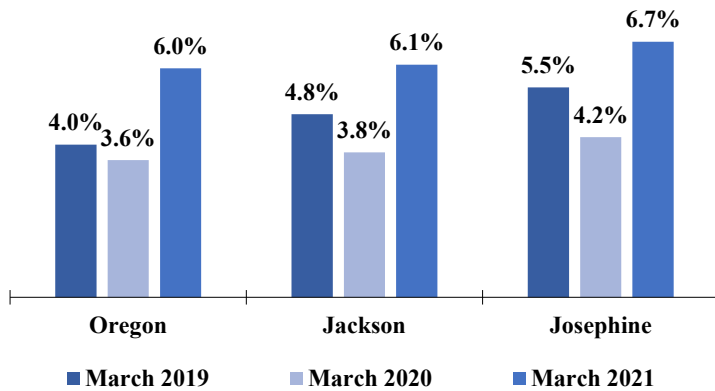


Jackson & Josephine Counties

April 2021 Edition

Statewide and Local Unemployment Rates (Seasonally adjusted)

Source: Oregon Employment Department, Local Area Unemployment Statistics



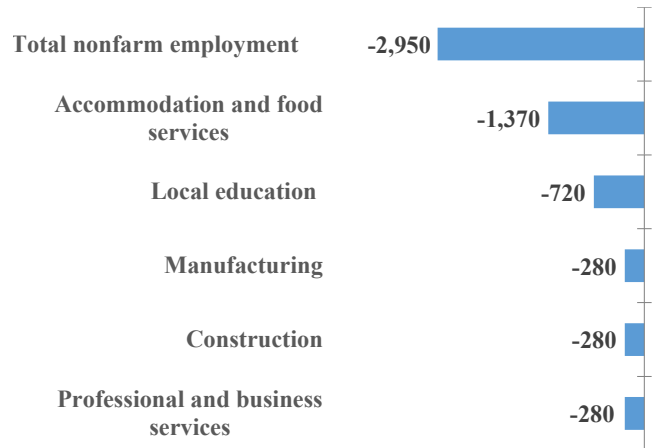
In February 2021, Jackson County's unemployment rate was 6.1%, Josephine County's unemployment rate was 6.7%.

The graph of the month highlights Oregon's child care industry. The importance of child care has been accentuated by the pandemic causing working parents to struggle to find any available care. School closures, changing schedules, and facility closures have created a scramble to maintain service. The graph shows that 50% of the child care businesses in Oregon have one to four employees. With small operators dominating this industry, many parents were forced to stay at home to care for their children. To find out more about this situation you can read the article [here](#).

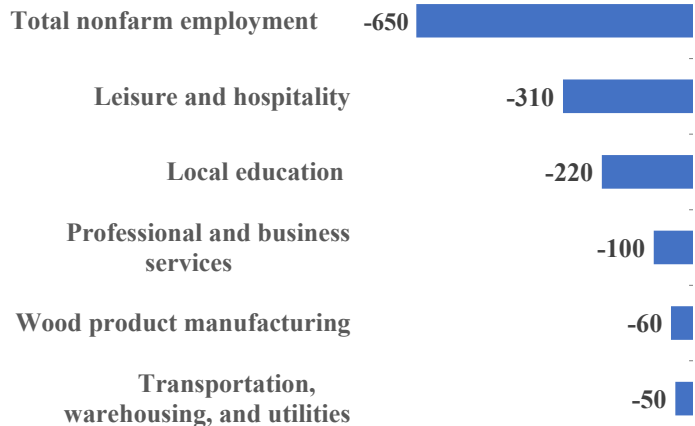
Selected Industry Gains and Losses (Over-the-year net employment change)

Source: Oregon Employment Department, Current Employment Estimates

Jackson County



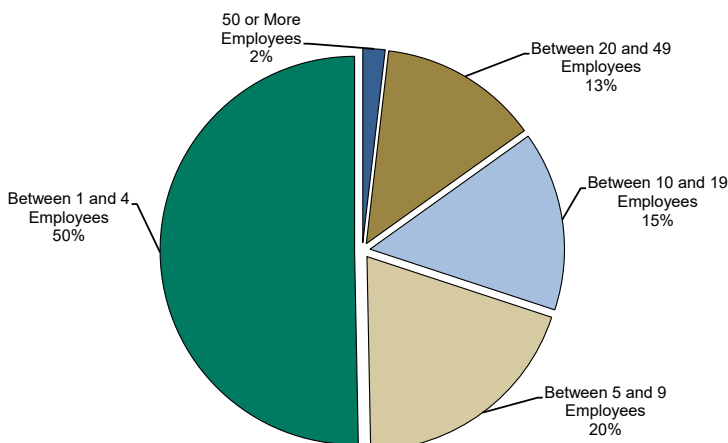
Josephine County



Graph of the Month

Oregon Child Care Businesses by Size Class, 2018 Most Have Few Employees

Source: Oregon Employment Department, and U.S. Census Bureau County Business Patterns, 2018



For economic or labor market data contact:
 Polly Farrimond, Workforce Analyst
 Jackson, Josephine, Klamath and Lake counties
polly.a.farrimond@oregon.gov 541-414-5325
 Contact me to be added to this distribution list.