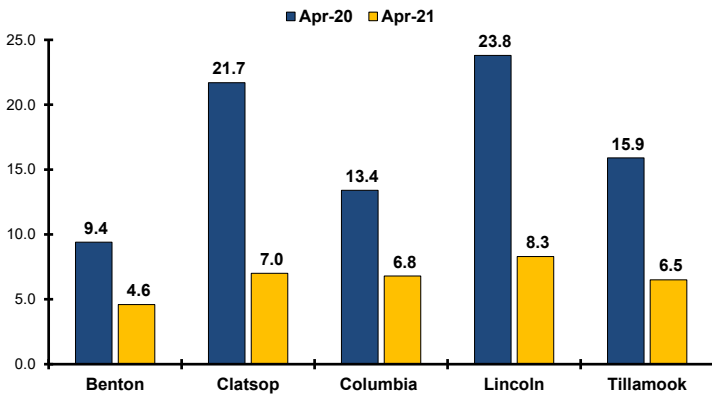


Northwest Oregon Economic Indicators

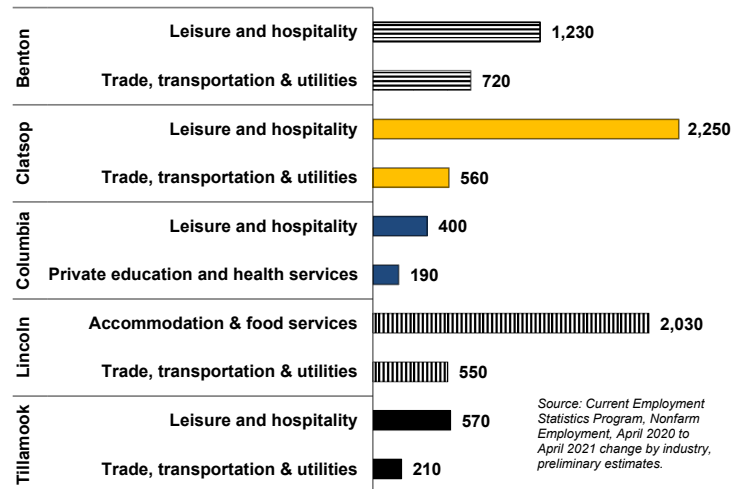
For Benton, Clatsop, Columbia, Lincoln & Tillamook Counties May 2021

**The Number of Unemployed in NW Oregon
 Has Fallen by Over 10,000 Since Its April 2020
 Peak and by About 7% Since Last Month**

(Preliminary Estimates, Not Seasonally Adjusted)

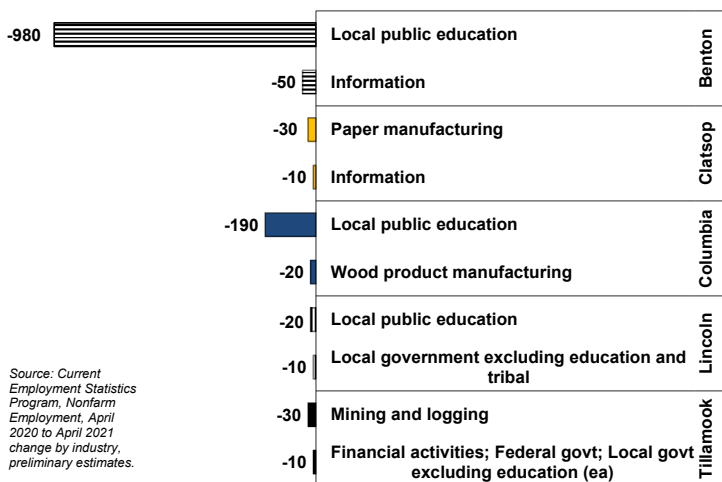


Industries Adding the Most Jobs in Past Year by County



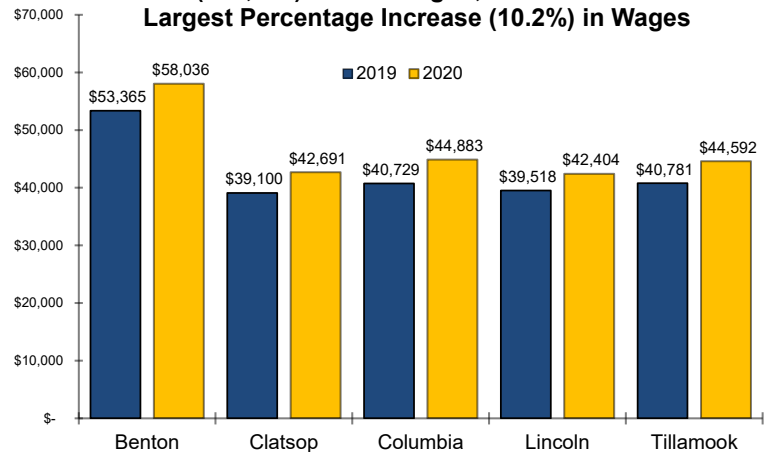
Source: Current Employment Statistics Program, Nonfarm Employment, April 2020 to April 2021 change by industry, preliminary estimates.

Industries Losing the Most Jobs in Past Year by County



Source: Current Employment Statistics Program, Nonfarm Employment, April 2020 to April 2021 change by industry, preliminary estimates.

Benton County Had the Largest Nominal Wage Gain (+\$4,671) in NW Oregon, Columbia Had the Largest Percentage Increase (10.2%) in Wages



Source: Oregon Employment Department Quarterly Census of Employment and Wages, annual average wages across all industries.

For more economic or labor market data or to be added to this monthly email list, contact:

Shawna Sykes, Workforce Analyst/Economist
 Cell: 503.396.7355
 E-mail: Shawna.L.Sykes@oregon.gov

Erik Knoder, Regional Economist
 Desk: 541.574.2306
 E-mail: Erik.A.Knoder@oregon.gov

Want to keep up on the latest Oregon labor market and economic data? Visit our web site at www.QualityInfo.org

Follow us on Twitter at: @OED_Research