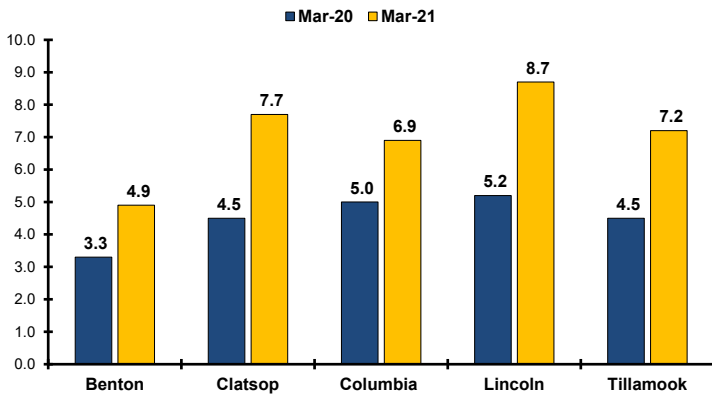


Northwest Oregon Economic Indicators

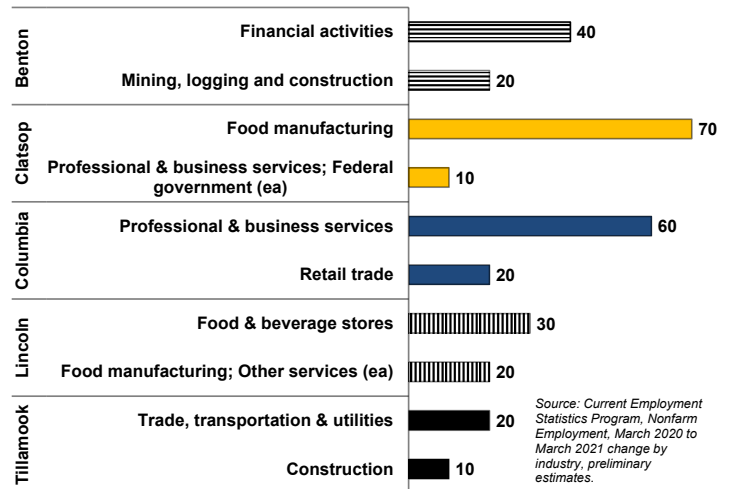
For Benton, Clatsop, Columbia, Lincoln & Tillamook Counties April 2021

**The Number of Unemployed in NW Oregon
 Fell by About 350 in March; Still Up
 By Over 2,900 From March 2020 Count**

(Preliminary Estimates, Not Seasonally Adjusted)

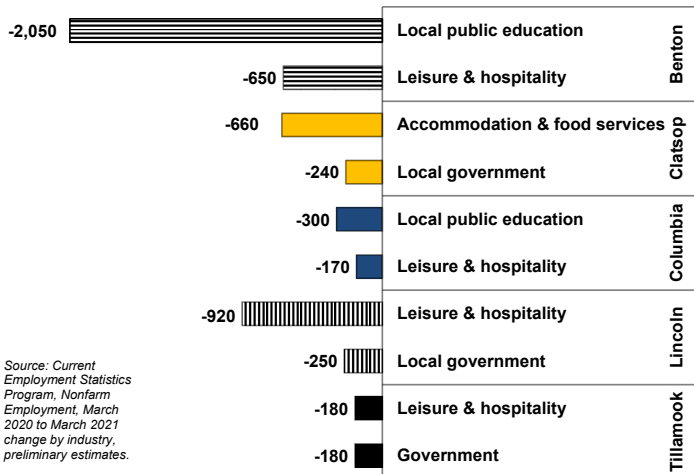


Industries Adding the Most Jobs in Past Year by County



Source: Current Employment Statistics Program, Nonfarm Employment, March 2020 to March 2021 change by industry, preliminary estimates.

Industries Losing the Most Jobs in Past Year by County



Source: Current Employment Statistics Program, Nonfarm Employment, March 2020 to March 2021 change by industry, preliminary estimates.

**Top Occupations in Northwest Oregon
 With the Highest Number of Job Vacancies, 2020**

Occupation	Vacancies
All Occupations	2,255
Maids and Housekeeping Cleaners	179
Heavy and Tractor-Trailer Truck Drivers	121
Nursing Assistants	101
Meat, Poultry, and Fish Cutters and Trimmers	100
Retail Salespersons	99
Production Workers, All Other	91
Registered Nurses	81
Cashiers	73
Office Clerks, General	68
Hotel, Motel, and Resort Desk Clerks	60
Plumbers, Pipefitters, and Steamfitters	54
Landscaping and Groundskeeping Workers	47
Bookkeeping, Accounting, and Auditing Clerks	41
Substitute Teachers, Short-Term	38
Personal Care Aides	38
Construction Laborers	37
Laborers and Freight, Stock, and Material Movers, Hand	35
Customer Service Representatives	34
Light Truck Drivers	31
Cooks, Restaurant	31

For more economic or labor market data or to be added to this monthly email list, contact:

Shawna Sykes, Workforce Analyst/Economist

Cell: 503.396.7355

E-mail: Shawna.L.Sykes@oregon.gov

Erik Knoder, Regional Economist

Desk: 541.574.2306

E-mail: Erik.A.Knoder@oregon.gov

Want to keep up on the latest Oregon labor market and economic data? Visit our web site at www.QualityInfo.org



Follow us on Twitter at: @OED_Research



Check out our blog at: <https://oregonemployment.blogspot.com/>