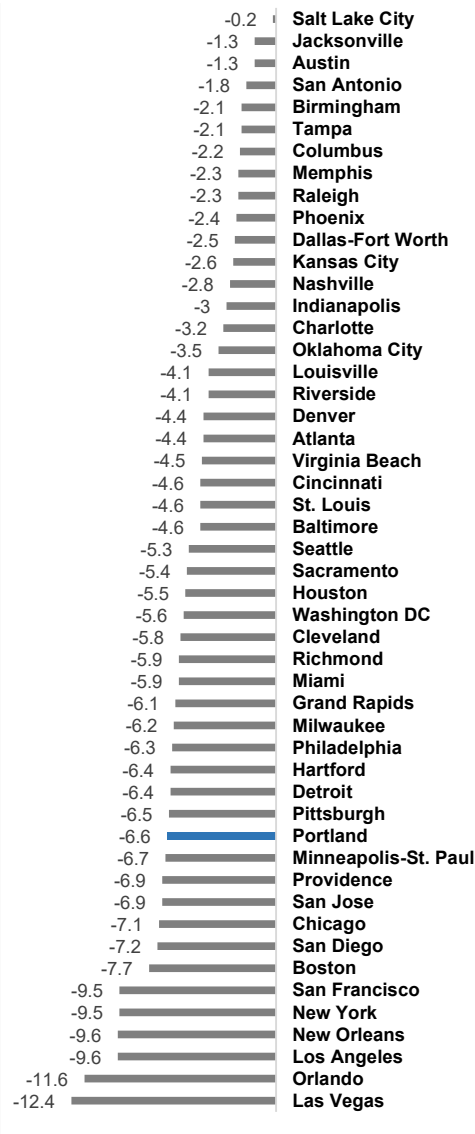
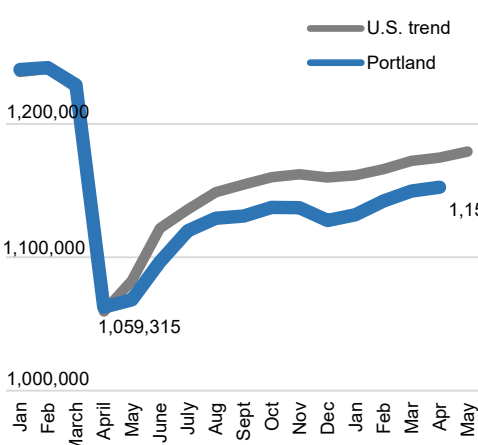


**Job Growth by U.S. Metro**  
March 2020 to March 2021

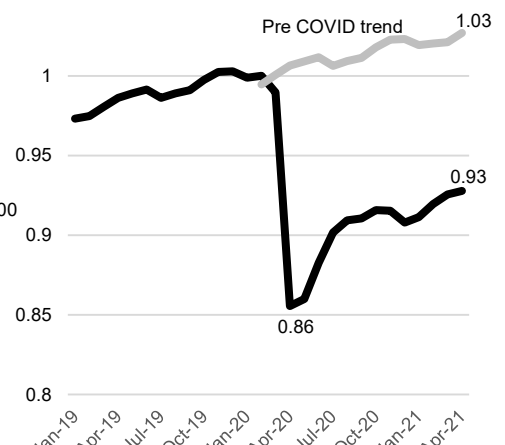


**Employment in Portland Metro**  
January 2020 through April 2021



Portland's job crisis matched the U.S. in scale in April. Since April 2020, Portland employment has grown by 8.5%, while the U.S. is up 11%.

**Employment in Portland Metro**  
January 2020 through April 2021



Portland has recovered about half of the 180,000 jobs we lost in early 2020. We're now down 7% from March 2020, but down about 10% from where we may have been in an alternate, non COVID universe.

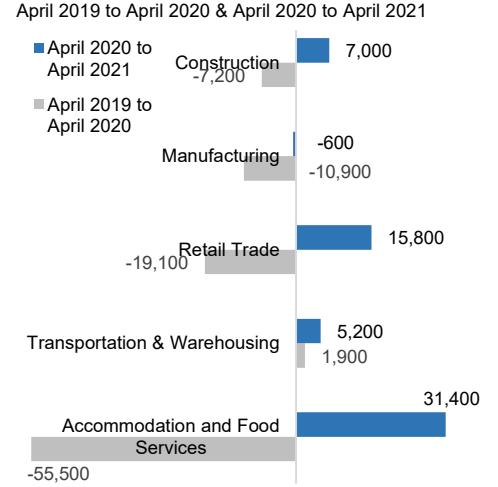
**Employment Trends**

Among the 50 largest U.S. Metro regions, the average Metropolitan region lost 5.2% of all employment from March 2020 to March 2021. Portland was noticeably harder hit with 6.6% of all jobs lost.

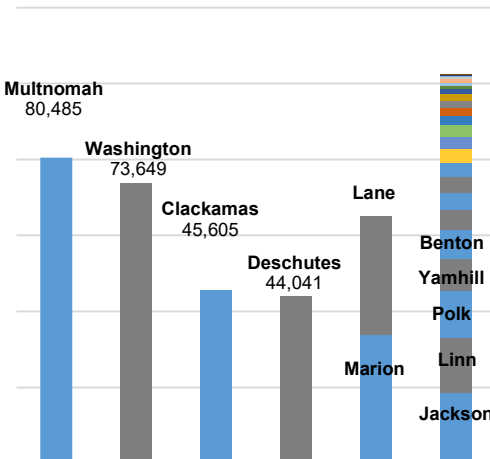
After underperforming the U.S. for job creation for the last half of 2019, the Portland region has roughly tracked the pace of U.S. job creation since February. While the Portland region is now down about 7% in jobs compared to March of 2020, looking at the pre COVID trend, we are down about 10% from where we would have expected to be in that alternative universe.

Looking at industries, lots of diversity there. Construction and retail have largely recovered. Manufacturing is largely flat over the last 12 months. The transportation and warehousing sector was growing rapidly before COVID and has since kicked into a faster growth rate with home deliveries becoming very popular. The hardest hit sector, accommodation and food services has regained just 57% of the jobs lost in the initial COVID crisis.

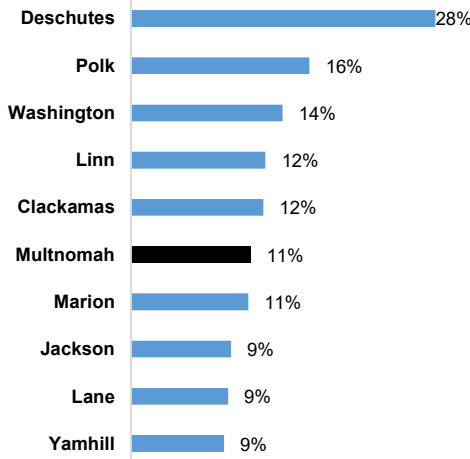
**Employment Swing by Industry**



**Population Growth by County**  
2010 to 2020



**Population Growth by County**  
2010 to 2020



**Population Growth**

New population estimates from the U.S. Census show that the seven largest Oregon counties continue to represent about 80% of Oregon's total population growth.

The three Portland area counties represent 49% of Oregon's population growth. The bulk of the rest of Oregon's growth is in the Bend, Salem, Eugene and Medford areas.

On a percentage basis, the Bend area is clearly the standout with 28% growth for the decade. The pace of growth in Washington and Polk counties is also notable.

**Want to join the distribution list?  
Have questions? E-mail me!**  
Christian Kaylor  
Christian.R.Kaylor@oregon.gov