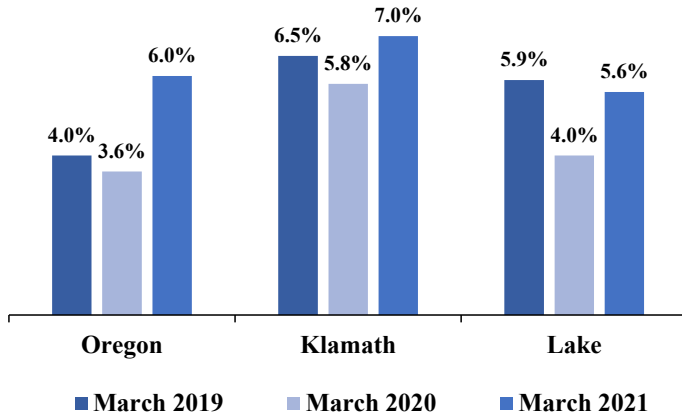


## Klamath & Lake Counties

## April 2021 Edition

### Statewide and Local Unemployment Rates (Seasonally adjusted)

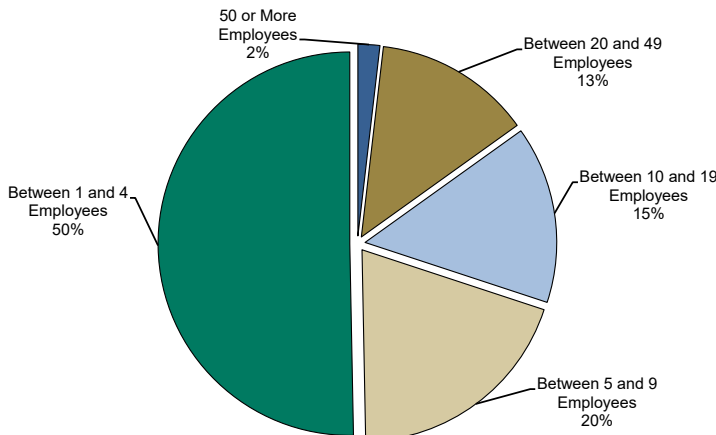
Source: Oregon Employment Department, Local Area Unemployment Statistics



In February 2021, Klamath County's unemployment rate was 7.0%. Lake County's unemployment rate was 5.6%.

The graph of the month highlights Oregon's child care industry. The importance of child care has been accentuated by the pandemic causing working parents to struggle to find any available care. School closures, changing schedules, and facility closures have created a scramble to maintain service. The graph shows that 50% of the child care businesses in Oregon have one to four employees. With small operators dominating this industry, many parents were forced to stay at home to care for their children. To find out more about this situation you can read the article [here](#).

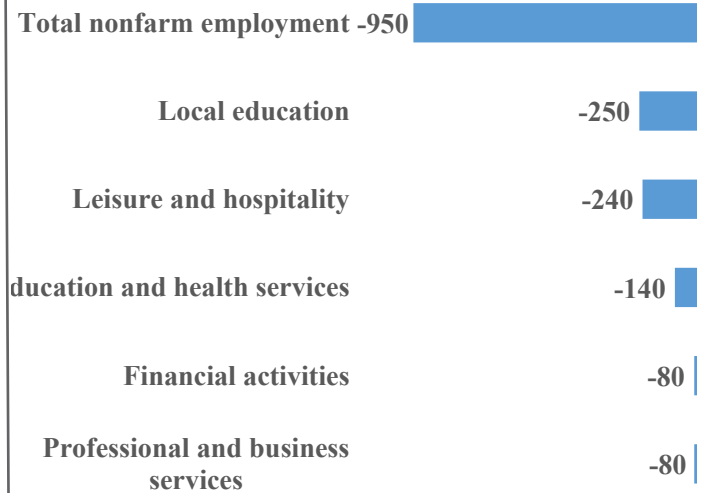
### Graph of the Month Oregon Child Care Businesses by Size Class, 2018 Most Have Few Employees Source: Oregon Employment Department, and U.S. Census Bureau County Business Patterns, 2018



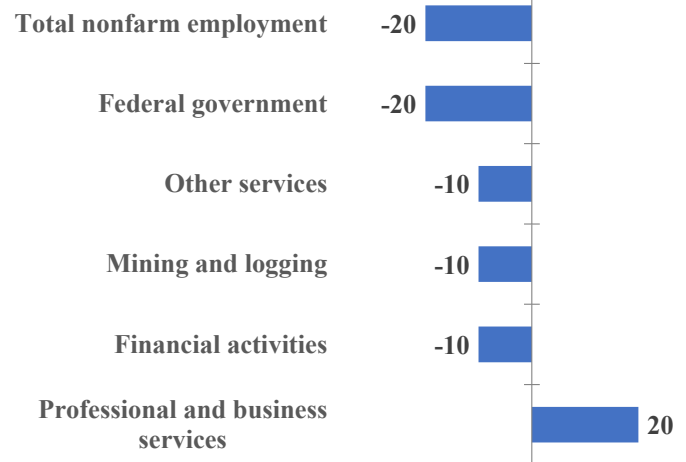
### Selected Industry Gains and Losses (Over-the-year net employment change)

Source: Oregon Employment Department, Current Employment Estimates

#### Klamath County



#### Lake County



For economic or labor market data contact:  
 Polly Farrimond, Workforce Analyst  
 Jackson, Josephine, Klamath and Lake counties  
[polly.a.farrimond@oregon.gov](mailto:polly.a.farrimond@oregon.gov) 541-414-5325  
 Contact me to be added to this distribution list.

Follow our blog: [oregonemployment.blogspot.com](http://oregonemployment.blogspot.com)  
 Twitter: [twitter.com/OED\\_Research](https://twitter.com/OED_Research)  
 Website: [qualityinfo.org](http://qualityinfo.org)