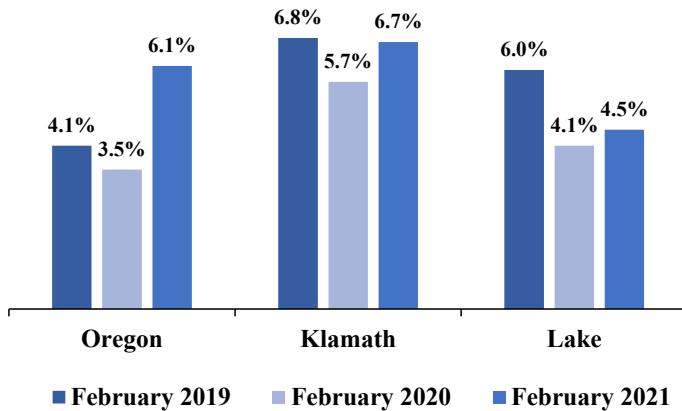


Klamath & Lake Counties

March 2021 Edition

Statewide and Local Unemployment Rates (Seasonally adjusted)

Source: Oregon Employment Department, Local Area Unemployment Statistics

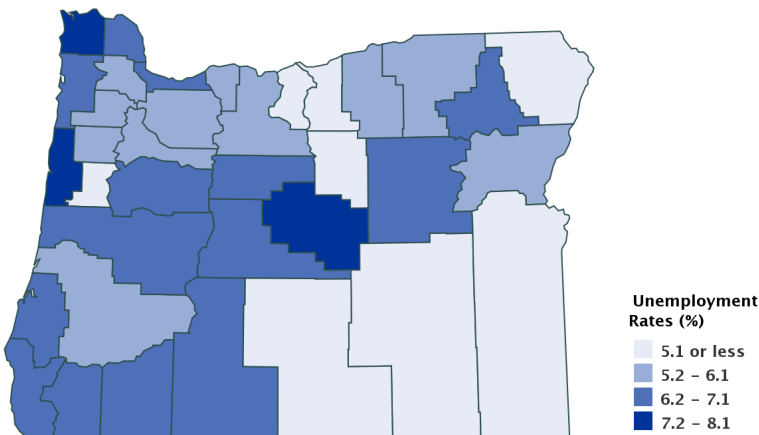


In February 2021, Klamath County's unemployment rate was 6.7%. Lake County's unemployment rate was 4.5%.

The feature this month highlights the local area unemployment rates of Oregon's counties. In February 2021, 25 out of 36 of counties experienced over-the-month decreases in their unemployment rates. Clatsop County had the highest seasonally adjusted unemployment rate in February at 8.1%. In the release found [here](#), there are details about the total nonfarm payroll employment rates declining in all six of Oregon's broad regions between February 2020 and February 2021. Portland had the largest job losses, dropping 9.6% in a five county area. Southern Oregon shed 4.6%, and Central Oregon declined 5.5%.

Feature of the Month Seasonally Adjusted Unemployment Rate February 2021

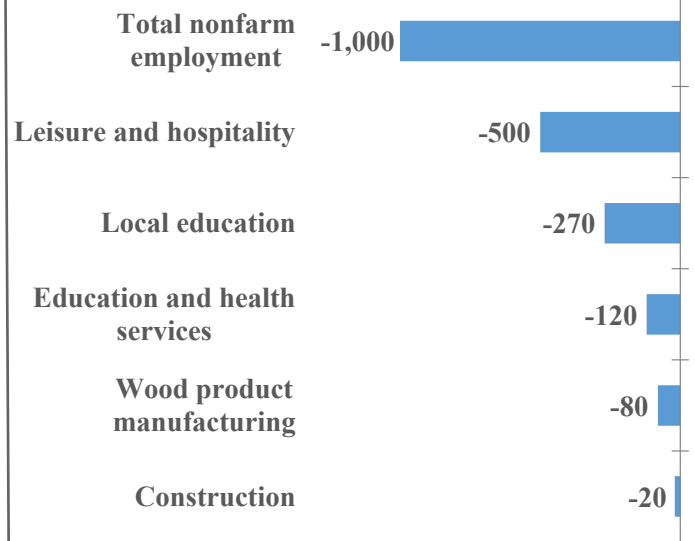
Source: Oregon Employment Department, and the Local Area Unemployment Statistics



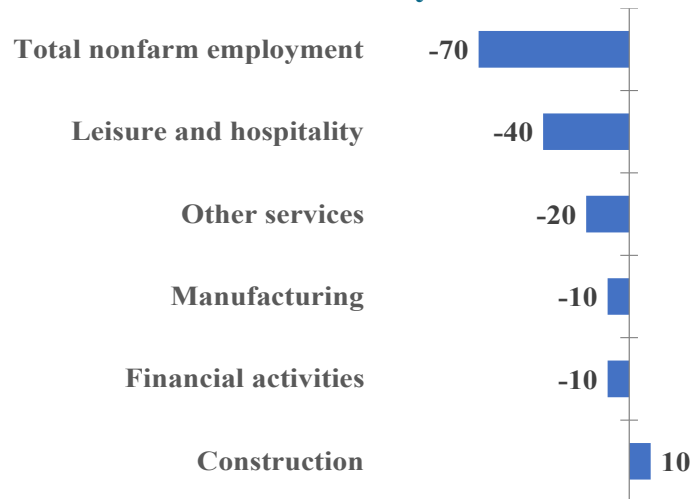
Selected Industry Gains and Losses (Over-the-year net employment change)

Source: Oregon Employment Department, Current Employment Estimates

Klamath County



Lake County



For economic or labor market data contact:
 Polly Farrimond, Workforce Analyst
 Jackson, Josephine, Klamath and Lake counties
polly.a.farrimond@oregon.gov 541-414-5325
 Contact me to be added to this distribution list.

Follow our blog: oregonemployment.blogspot.com
 Twitter: twitter.com/OED_Research
 Website: qualityinfo.org